

Europäisches Patentamt
European Patent Office
Office européen des brevets



(11)

EP 1 103 974 A2

(12)

EUROPEAN PATENT APPLICATION

(43) Date of publication:
30.05.2001 Bulletin 2001/22

(51) Int Cl.7: G11B 27/034, G11B 27/10,
G11B 27/32, H04N 5/781

(21) Application number: 00310280.3

(22) Date of filing: 20.11.2000

(84) Designated Contracting States:
AT BE CH CY DE DK ES FI FR GB GR IE IT LI LU
MC NL PT SE TR
Designated Extension States:
AL LT LV MK RO SI

(72) Inventors:
• Hamada, Toshiya
Shinagawa-ku, Tokyo (JP)
• Kato, Motoki
Shinagawa-ku, Tokyo (JP)

(30) Priority: 24.11.1999 JP 33235299

(74) Representative: Turner, James Arthur et al
D. Young & Co.,
21 New Fetter Lane
London EC4A 1DA (GB)

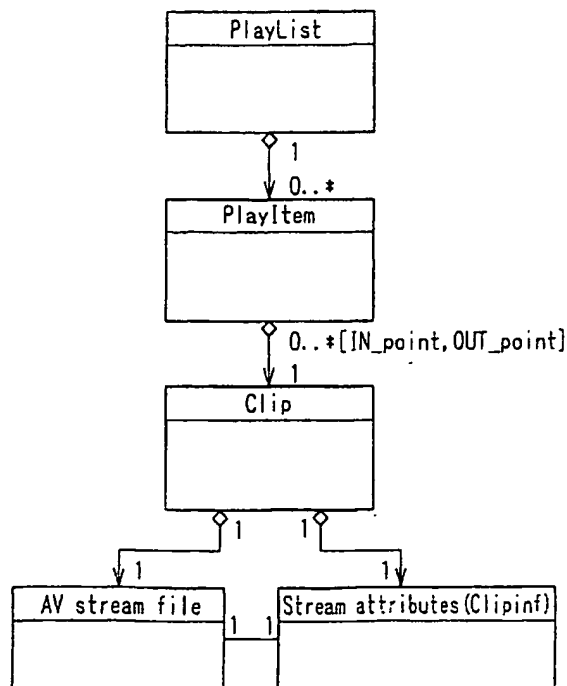
(71) Applicant: SONY CORPORATION
Tokyo 141 (JP)

(54) Recording/reproduction apparatus and method as well as recording medium

(57) The invention provides a recording/reproduction apparatus and method as well as a recording medium wherein, when nondestructive editing is executed for an AV signal, the AV signal can be reproduced seamlessly without suffering from any interruption. Informa-

tion representative of states (an A type, a C type, a D type, or an E type) of an IN point and an OUT point on a Clip, designated by a Playitem, of a Playlist in which at least more than one Playitems are arranged in the order of reproduction is described in a block Playitem().

FIG. 4



EP 1 103 974 A2

Description

[0001] This invention relates to a recording/reproduction apparatus and method as well as a recording medium, and more particularly to a recording/reproduction apparatus and method as well as a recording medium suitable for use to seamlessly reproduce discontinuous AV data read out by random accessing.

[0002] In recent years, a DVD-RAM (Digital Versatile Disk-Random Access Memory) and so forth have been developed as a medium onto and from which data can be recorded and reproduced. Such large capacity media as a DVD-RAM are expected very much as media onto which a digital AV (Audio Visual) signal such as a video signal is to be recorded.

[0003] As a supply source of a digital AV signal to be recorded onto a DVD-RAM or the like, an AV signal recorded on a VHS cassette tape, an 8-mm tape and so forth which are existing recording media, an AV signal as a broadcasting signal of digital satellite broadcasting, digital ground wave broadcasting, digital cable television broadcasting or the like, or a like AV signal is available.

[0004] A digital video signal supplied from any source described above is normally in a form compressed and coded in accordance with the MPEG (Moving Picture Experts Group) 2 system. Accordingly, when a digital video signal supplied from any source is recorded onto a DVD-RAM or the like, an AV signal compressed and coded in accordance with the MPEG2 system must be decoded once and then encoded in accordance with the MPEG2 system and recorded onto the optical disk. However, where an AV signal in a compressed and coded state is decoded and encoded again in this manner, the quality of the AV signal is deteriorated significantly.

[0005] Therefore, in order to minimize the deterioration of the quality of an AV signal, it is investigated to record an AV signal in a compressed and coded state supplied from any source in the form of a bit stream as supplied onto a DVD-RAM or the like without encoding and decoding the AV signal. In other words, it is investigated to use a DVD-RAM or the like as a data streamer.

[0006] A disk medium such as a DVD-RAM allows high speed random accessing thereto. Thus, it is convenient if this fact can be utilized to reproduce a bit stream recorded on a DVD-RAM or the like in an order different from the order in which it is recorded. To designate a reproduction order is a kind of editing, and designation of a reproduction order is performed without any change in arrangement of the bit stream recorded on the disk. In the following, such editing as just described is described as nondestructive editing.

[0007] However, since the arrangement of a bit stream on a disk medium is not necessarily in an optimized state for nondestructive editing, there is a subject that, when nondestructive editing is actually executed, the AV signal is interrupted at a changeover point of the bit stream and so forth.

[0008] Various respective aspects and features of the invention are defined in the appended claims.

[0009] Embodiments of the present invention can provide a recording/reproduction apparatus and method as well as a recording medium wherein, when nondestructive editing is executed for an AV signal, the AV signal can be reproduced without suffering from any interruption.

[0010] According to an aspect of the present invention, there is provided a recording/reproduction apparatus for recording or reproducing AV data onto or from a recording medium, comprising AV data file recording means for recording an AV data file obtained by converting the AV data into a file onto the recording medium, production means for producing reproduction range information representative of a range of reproduction of the AV data file, classification means for classifying a state of at least one end of the range of reproduction, addition means for adding information representative of a result of the classification of the classification means to the reproduction range information, preparation means for arranging at least more than one piece of the reproduction range information in order for reproduction to prepare a reproduction list, and reproduction list recording means for recording the reproduction list onto the recording medium.

[0011] The classification means may classify the state of at least one end of the reproduction range into one of four types.

[0012] The recording/reproduction apparatus may further comprise formation means for forming a bridge sequence in response to a result of the classification of the classification means.

[0013] According to another aspect of the present invention, there is provided a recording/reproduction method for a recording/reproduction apparatus for recording or reproducing AV data onto or from a recording medium, comprising an AV data file recording step of recording an AV data file obtained by converting the AV data into a file onto the recording medium, a production step of producing reproduction range information representative of a range of reproduction of the AV data file, a classification step of classifying a state of at least one end of the range of reproduction, an addition step of adding information representative of a result of the classification by the processing in the classification step to the reproduction range information, a preparation step of arranging at least more than one piece of the reproduction range information in order for reproduction to prepare a reproduction list, and a reproduction list recording step of recording the reproduction list onto the recording medium.

[0014] According to a further aspect of the present invention, there is provided a recording medium on which a computer-readable program for recording or reproducing AV data onto or from an information recording medium is recorded, the program comprising an AV data file recording step of recording an AV data file obtained

by converting the AV data into a file onto the information recording medium, a production step of producing reproduction range information representative of a range of reproduction of the AV data file, a classification step of classifying a state of at least one end of the range of reproduction, an addition step of adding information representative of a result of the classification by the processing in the classification step to the reproduction range information, a preparation step of arranging at least more than one piece of the reproduction range information in order for reproduction to prepare a reproduction list, and a reproduction list recording step of recording the reproduction list onto the information recording medium.

[0015] In the recording/reproduction apparatus, the recording/reproduction method and the program of the recording medium, an AV data file obtained by converting AV data into a file is recorded, and reproduction range information representative of a range of reproduction of the AV data file is produced. Further, the state of at least one end of the range of reproduction is classified, and information representative of a result of the classification is added to the reproduction range information. Further, a reproduction list in which at least more than one piece of reproduction range information are arranged in the order in which they are to be reproduced is prepared, and the reproduction list is recorded onto the recording medium. Consequently, the AV data can be recorded in such a manner that, when nondestructive editing is executed, the AV signal can be reproduced without interruption.

[0016] According to a still further aspect of the present invention, there is provided a recording/reproduction apparatus for recording or reproducing AV data onto or from a recording medium, comprising readout means for reading out a reproduction list recorded on the recording medium, extraction means for extracting information representative of a state of at least one end of a range of reproduction from among at least more than one piece of reproduction range information which forms the reproduction list, and reproduction means for reproducing the AV data recorded on the recording medium based on the information representative of the state of the at least one end of the range of reproduction extracted by the extraction means.

[0017] According to a yet further aspect of the present invention, there is provided a recording/reproduction method for a recording/reproduction apparatus for recording or reproducing AV data onto or from a recording medium, comprising a readout step of reading out a reproduction list recorded on the recording medium, an extraction step of extracting information representative of a state of at least one end of a range of reproduction from among at least more than one piece of reproduction range information which forms the reproduction list, and a reproduction step of reproducing the AV data recorded on the recording medium based on the information representative of the state of the at least one end

of the range of reproduction extracted by the processing in the extraction step.

[0018] According to a yet further aspect of the present invention, there is provided a recording medium on which a computer-readable program for recording or reproducing AV data onto or from an information recording medium is recorded, the program comprising a readout step of reading out a reproduction list recorded on the information recording medium, an extraction step of extracting information representative of a state of at least one end of a range of reproduction from among at least more than one piece of reproduction range information which forms the reproduction list, and a reproduction step of reproducing the AV data recorded on the information recording medium based on the information representative of the state of the at least one end of the range of reproduction extracted by the processing in the extraction step.

[0019] In the recording/reproduction apparatus, the recording/reproduction method and the program of the recording medium, a reproduction list recorded is read out, and from within at least more than one piece of reproduction range information which forms the reproduction list, the information representative of the state of at least one end of the extracted reproduction range is extracted, and AV data recorded on the recording medium are reproduced based on the extracted information representative of the state of at least one end of the reproduction range. Consequently, when nondestructive editing is executed, the AV signal can be reproduced without interruption.

[0020] The invention will now be described by way of example with reference to the accompanying drawings, throughout which like parts are referred to by like references, and in which:

FIG. 1 is a block diagram showing a construction of an optical disc apparatus to which the present invention is applied;

FIG. 2 is a diagrammatic view illustrating a relationship of a Clip and a Playlist;

FIG. 3 is a flow diagram showing a construction of the Clip;

FIG. 4 is a diagram showing a structure for managing an AV stream;

FIG. 5 is a view showing a directory structure of data stored on an optical disc;

FIG. 6 is a table illustrating the syntax of a file info. dvr;

FIG. 7 is a table illustrating the syntax of a file %%%.clpi;

FIG. 8 is table illustrating syntax of a file Playlist###.plst;

FIG. 9 is a table illustrating the syntax of a block Playlist();

FIG. 10 is a table illustrating the syntax of a block Playitem();

FIG. 11 is a diagrammatic view illustrating division

of a Playitem at a discontinuity point of a PCR;
 FIG. 12 is a diagrammatic view illustrating that the Playlist is constructed from a main path and an AUX audio path;
 FIG. 13 is a diagrammatic view illustrating division of the Playlist;
 FIGS. 14A and 14B are diagrammatic views illustrating different manners of combination of Playlists;
 FIG. 15 is a diagrammatic view illustrating an example of seamless connection using a bridge sequence;
 FIG. 16 is a block diagram illustrating movement of a Playlist;
 FIG. 17 is a diagrammatic view illustrating an example of Clip conversion;
 FIG. 18 is a diagrammatic view illustrating an example of minimization of a Clip;
 FIG. 19 is a table illustrating types of a connection point between Playitems;
 FIGS. 20A to 20D are diagrammatic views showing an example of different types of connection points between Playitems;
 FIGS. 21A and 21B are diagrammatic views illustrating different relationships of a bridge sequence and a clean break;
 FIGS. 22A and 22B are diagrammatic views illustrating different relationships between a clean break and a bridge sequence;
 FIGS. 23 to 26B are diagrammatic views illustrating different examples of the state of a bridge sequence;
 FIG. 27 is a flowchart illustrating a Playlist production process;
 FIG. 28 is a flowchart illustrating a Playlist reproduction process; and
 FIG. 29 is a flowchart illustrating a process when a connection point is determined as that of a D type.

[0021] FIG. 1 shows an example of a construction of an optical disk apparatus to which the present invention is applied. Referring to FIG. 1, the present optical disk apparatus compresses, codes and multiplexes an AV signal inputted thereto, for example, in accordance with the MPEG system or the like, records an AV stream file obtained by converting the AV signal into a file onto an optical disk 1 such as a DVD-RAM, and reproduces an AV signal from the optical disk 1 on which AV stream files are recorded. In the present optical disk apparatus, a single optical head 2 is provided for the one rewritable optical disk 1, and the optical head 2 is used for both of reading out and writing of data.

[0022] A bit stream read out from the optical disk 1 by the optical head 2 is demodulated by an RF and demodulation/modulation circuit 3, and error correction is performed for the demodulated bit stream by an ECC circuit 4. Then, the bit stream from the ECC circuit 4 is sent through a switch 5 to a readout channel buffer 6 for ab-

sorbing a difference between the readout rate and a decoding processing rate. An output of the readout channel buffer 6 is supplied to a decoder 7. The readout channel buffer 6 is formed such that writing into and reading out from the readout channel buffer 6 can be controlled by a system controller 13.

[0023] The bit stream outputted from the readout channel buffer 6 is decoded by the decoder 7, and a video signal and an audio signal are outputted from the decoder 7. The video signal outputted from the decoder 7 is inputted to a synthesis circuit 8, by which it is synthesized with a video signal outputted from an OSD (On Screen Display) control circuit 9. The synthesized signal from the synthesis circuit 8 is outputted from an output terminal P1 to a display unit not shown so that it is displayed on the display unit. The audio signal outputted from the decoder 7 is sent from another output terminal P2 to and reproduced by a speaker not shown.

[0024] On the other hand, a video signal inputted from an input terminal P3 and an audio signal inputted from another input terminal P4 are encoded by an encoder 10 and then sent to a write channel buffer 11 for absorbing the encoding processing rate and a writing rate. Also the write channel buffer 11 is constructed such that reading and writing control from and into the write channel buffer 11 can be performed by the system controller 13.

[0025] Data stored in the write channel buffer 11 are read out from the write channel buffer 11 and inputted through the switch 5 to the ECC circuit 4, by which error correction codes are added to the data. Then, the data from the ECC circuit 4 are modulated by the RF and demodulation/modulation circuit 3. A signal (RF signal) outputted from the RF and demodulation/modulation circuit 3 is written onto the optical disk 1 by the optical head 2.

[0026] An address detection circuit 12 detects address information of a track of the optical disk 1 to be recorded or read out. The system controller 13 controls operation of the components of the optical disk apparatus, and includes a CPU 21 for performing various controls, a ROM 22 in which processing programs to be executed by the CPU 21 and so forth are stored, a RAM 23 for temporarily storing data and so forth produced in a processing procedure, and a RAM 24 for storing various information files to be recorded onto or reproduced from the optical disk 1. The CPU 21 finely adjusts the position of the optical head 2 based on a result of detection of the address detection circuit 12. The CPU 21 further performs switching control of the switch 5. An inputting section 14 including various switches, buttons and so forth is operated by a user in order to input various instructions.

[0027] Subsequently, a scheme of nondestructive editing wherein some ranges or the entire range of an AV stream file recorded on the optical disk 1 is designated and the thus designated ranges are reproduced successively is described.

[0028] FIG. 2 illustrates a file Playlist in which an order

for reproduction in nondestructive editing is described. The Playlist is a unit designated by a user and corresponding to one or more streams to be reproduced successively. A Playlist of the simplest construction is obtained if it is designated that the range of a certain one stream from its recording start position to its recording end position should be reproduced.

[0029] The Playlist is composed of information which designates an AV stream and information representative of a reproduction start point (IN point) and a reproduction end point (OUT point) in the AV stream. A set of information which designates an AV stream and information representative of a start point and an end point of the AV stream is collectively referred to as Playitem. In other words, a Playlist is composed of one or more Playitems.

[0030] If a Playitem is reproduced, then the range from the IN point and the OUT point of a specified AV stream is reproduced.

[0031] An AV stream is a bit stream multiplexed in the form of a transport stream or the like prescribed by the MPEG2, and if information relating to the AV stream is stored as a file (hereinafter referred to as AV stream information file) separate from an AV stream obtained by converting the AV stream into a file, then reproduction and editing are facilitated further. An AV stream file and an AV stream information file are regarded as an object as a unit of information and is called Clip. In particular, as seen in FIG. 3, the Clip is an object composed of an AV stream file and an AV stream information file (indicated as Stream attributes in FIG. 3) which correspond in a one-by-one corresponding relationship to each other.

[0032] As seen in FIG. 4, a Playlist, a Playitem and a Clip are provided hierarchically to allow nondestructive editing.

[0033] Here, attention is paid to connection points between Playitems. While two Playitems individually refer to different Clips, a transport stream (AV stream) read in from the optical disk 1 sometimes becomes discontinuous at connection points between the Playitems. The factor of such discontinuity is provided by discontinuity of the syntax in the transport stream or by discontinuity of supply from two files.

[0034] If discontinuity is present at a connection point of a Playitem, then such deterioration of the reproduction quality that an image reproduced becomes a still picture or an image or sound is interrupted occurs. However, if the factor of the discontinuity at the connection point of the Playitem is known in advance before the connection point of the Playitem is reproduced, then the deterioration of the reproduction quality at the connection point can be suppressed.

[0035] If discontinuity in supply from two files is present at a connection point at a Playitem, then the lowest readout rate of the file should be assured. In other words, a countermeasure should be taken to prevent the readout channel buffer 6, which stores a read out AV

stream before it is decoded, from underflowing.

[0036] Here, the reproduction system of the optical disk apparatus of FIG. 1 is examined in a simplified form which merely includes the optical disk 1, readout channel buffer 6 and decoder 7. Since data cannot be read from the optical disk 1 during random accessing, in order to prevent the readout channel buffer 6 from underflowing, it is necessary to store a certain amount of data in the readout channel buffer 6 immediately before track jumping within which reading of data is impossible is performed. Such control can be realized by handling a sector, which is a storage area on the optical disk 1, as blocks.

[0037] For example, a set of adjacent sectors which can be read out continuously without track jumping is considered and is called fragment. The rule that a fragment always includes more than a fixed rate of data is provided. The rule that, for example, the rate of data which occupy in each fragment is always higher than one half the size of one fragment. In other words, where an area occupied by data in a fragment is called segment, the condition that the magnitude of a segment is greater than one half a fragment is set. Such a fixed rate is determined taking the time required for jumping from a fragment which is present at an arbitrary position on the optical disk 1 to another fragment which is present at another arbitrary position, the size of the fragment, the burst readout rate and so forth into consideration.

[0038] If the construction described above is employed, then where jumping upon random accessing is performed in a unit of a fragment, since some amount of data is present in each fragment, jumping between fragments can be performed in a state wherein a sufficient amount of data is present in the readout channel buffer 6. In other words, it is possible to supply data to the decoder 7 while assuring the lowest rate.

[0039] Now, a case wherein discontinuity is present in the syntax of a transport stream is considered. Usually, even if two bit streams MPEG encoded and multiplexed separately from each other are individually cut in a unit of a transport packet and cut faces of the different bit streams are joined together, a stream of the correct syntax as prescribed in the MPEG systems is not obtained. Further, since different transport streams are different also in a PCR (Program Clock Reference) which is a reference to the time base included in a transport stream, when decoding is to be performed across the connection points of them, such processing as to reset the time base based on a new PCR is required.

[0040] Accordingly, even if information of whether or not discontinuity of the syntax is present at a connection point of a Playitem and information of the type of the discontinuity are known when decoding is to be decoded, they cannot be used in time. Therefore, the optical disk apparatus of the present invention is constructed such that it can supply information of whether or not discontinuity of the syntax is present at a connection point of a Playitem and information of the type of the discon-

tinuity to the decoder 7 in advance.

[0041] Here, arrangement of files written on the optical disk 1 (which may be hereinafter referred to simply as disk) is described. The following four kinds of files are recorded on the disk as seen in FIG. 5.

```
info.dvr
playlist###.plst
%%%%.clpi
%%%%.mpg
```

[0042] A directory /DVR is provided on the disk, and the directory /DVR and so forth make a range managed by the optical disk apparatus. However, the directory /DVR may be a root directory of the disk or may be present under another arbitrary directory.

[0043] The file info.dvr is disposed in the directory /DVR. Further, a directory /PLAYLIST, another directory /CLIPINF and a further directory /AVSTREAM are disposed below the directory /DVR.

[0044] The files playlist###.plst are disposed below the directory /PLAYLIST. The files %%%.clpi are disposed below the directory /CLIPINF. The files %%%.mpg are disposed below the directory /AVSTREAM.

[0045] FIG. 6 illustrates a structure of the file info.dvr disposed only one under the directory /DVR. The file info.dvr has blocks formed individually for different kinds of information classified for individual functions. Information regarding the volume is placed in a block DVRVolume(). Information regarding the arrangement of Playlists is placed in another block PlayListBlock(). Information regarding the arrangement of Clips is placed in a further block ClipList(). Information for linking a plurality of volumes with each other is placed in a still further block MultiVolume().

[0046] Addresses at which the tops of the blocks are recorded are described at a top portion of the file info.dvr. In particular, DVRVolume_start_address represents the position at which the block DVRVolume() starts in an intra-file relative byte number. PlayListBlock_start_address represents the position at which the block PlayListBlock() starts in an intra-file relative byte number. ClipList_start_address represents the position at which the block ClipList() starts in an intra-file relative byte number.

MultiVolume_start_address represents the position at which the block MultiVolume() starts in an intra-file relative byte number.

[0047] The files %%%.clpi below the directory /CLIPINF are produced in a one-by-one corresponding relationship to AV stream files %%%.mpg below the directory /AVSTREAM. FIG. 7 illustrates a structure of a file %%%.clpi. Also the file %%%.clpi has blocks formed for individual kinds of information classified for individual functions.

[0048] Information regarding a Clip is placed in the block ClipInfo(). Information regarding a discontinuity point (where attention is paid to a continuous range delimited by discontinuity points, it is called also continuous section) is placed in the block SequenceInfo(). In-

formation regarding CPI (Characteristic Point Information) representative of a characteristic point which can be randomly accessed in an AV stream is placed in the block CPI(). Information of an index point for a head search applied to a Clip or start and end points of a commercial is placed in the block MarkList(). Addresses representative of the tops of the individual blocks are described in a top portion of the file %%%.clpi.

[0049] The files playlist###.plst below the directory /PLAYLIST are produced by one for each playlist. FIG. 8 shows a structure of a file playlist###.plst. The file playlist###.plst has a block Playlist() in which information regarding the playlist is placed, and an address (Playlist_start_address) representative of the top of the block Playlist() is described at a top portion of the file playlist###.plst. Consequently, it is possible to insert a padding_byte before or after the block Playlist().

[0050] FIG. 9 shows a structure of the block PlayList(). The version_number represents a version number of information described in the following portion. The aux_audio_valid_flag represents whether or not the PlayList has audio for post-recording. When the aux_audio_valid_flag represents "No", the Playitem() for the aux_audio is ignored and is not reproduced.

[0051] The playlist_type represents a type of the playlist. The playlist_name_length represents a data length of the name of the playlist. A character string representative of the name is described by a for sentence immediately following the playlist_name_length. The Resumeinfo() is a region into which, when reproduction of the PlayList is ended intermediately, information representative of the position at which the reproduction is interrupted is placed. The synchronous_start_pts represents, where an effective aux_audio_path is present, a start time of the aux_audio_path. The synchronous_start_pts is used to realize synchronous reproduction between a main path and an aux audio path. The num_of_playitems_for_main represents the number of Playitems which form a main path. The num_of_playitems_for_aux_audio represents the number of Playitems which form the aux_audio path. The PlaylistInfoDescriptor() is a region for placing information, explanation of contents and so forth relating to the PlayList, and information relating to the PlayList is described by a for sentence.

[0052] FIG. 10 shows a structure of the block Playitem(). The file_name_length represents a data length of a file name of a Clip information file (a file whose extension is clpi) which is referred to by the Playitem, and a character string of the file name is placed in a for sentence immediately following the file_name_length. The program_number represents a program_number which specifies a program referred to by the Playitem (the program denotes a collection of elementary streams of video, audio and other data as defined by the MPEG systems).

[0053] The sequence_id represents a section of a range of time within which the PCR is continuous. Since

a consistent continuous time base can be defined in the section, a start point and an end point of the Playitem can be defined uniquely. In other words, the start point and the end point of each Playitem must be present in the same sequence. The playitem_name_length represents the data length of the name of the playitem, and a character string of the name is placed in a for sentence immediately following the playitem_name_length. The condition_IN represents a condition of AV stream data which corresponds to a start portion of the Playitem. The condition_OUT represents a condition of AV stream data which corresponds to an end portion of the Playitem. Details of the conditions are hereinafter described with reference to FIG. 19.

[0054] The playitem_start_time_stamp represents a pts (presentation time stamp) at the start point of the Playitem. However, when the condition_IN is 0x03, since the AV stream file is read in and decoded up to the last end thereof, the playitem_start_time_stamp is unnecessary. The playitem_end_time_stamp represents a pts at the end portion of the Playitem. However, when the condition_OUT is 0x03, since the AV stream file is read in and decoded beginning with the top thereof, the playitem_end_time_stamp is unnecessary.

[0055] Now, characteristics of the Playlist having the data structure described above are described successively.

- 1) The Playlist is a collection of only those portions to be reproduced of a "material" called Clip each with an IN point (start point) and an OUT point (end point).
- 2) The Playlist is a unit which is recognized as one unity by a user similarly to the Clip.
- 3) The Playlist is also a structure for realizing non-destructive assemble editing. The Clip and the Playlist have a Master-Slave relationship, and even if a Playlist is produced, divided, merged or erased, the Clip is not changed thereby.
- 4) A portion of the Clip which is designated is called Playitem. A Playlist is composed of an array of Playitems.
- 5) The Playitem is principally composed of a file id or a file name for specifying an AV stream file, a program_number prescribed for an MPEG2 transport stream and an IN point and an OUT point on a program corresponding to the program_number. In the Clip, for each program, a local time base is defined for each section within which the PCR is continuous, and the IN point and the OUT point can each be represented using a pts.
- 6) A reproduction designation range of Playitems which form a Playlist is closed within a PCR continuous section of the Clip as seen in FIG. 11.
- 7) One Playitem cannot be shared by two or more Playlists.
- 8) Only one Playitem is produced from a Clip which forms a bridge sequence. The Clip which forms a

bridge sequence is not shared between a plurality of Playitems.

9) The Playlist allows post-recording. An object of such post-recording is maintained in a nondestructive state. As a path for post-recording, one AUX Audio path is provided in the Playlist as seen in FIG. 12. An array of video and audio Playitems which are outputted as a main output is called main path.

10) Reproduction times of a plurality of Playitems do not overlap with each other in time on a single path. Where two or more Playitems are arranged on one main path, the Playitems are arranged closely to each other and no gap must be present between the reproduction times.

11) The reproduction type of the Playlist is the same as the reproduction time of the main path.

12) The number of Playitems which are present on the AUX Audio path is 0 or 1.

13) The range between the reproduction start time and the reproduction end time of the AUX Audio path must not exceed the range between the reproduction start time and the reproduction end time of the main path.

[0056] Subsequently, operations upon nondestructive editing of a Playlist are described.

1) Production of a Playlist

[0057] When an AV stream is recorded newly, a Clip composed of an AV stream file and AV stream file information, and a Playitem which refers to the Clip is produced and then a Playlist is produced.

2) Erasure

[0058] When a reproduction order destination which has become unnecessary is to be erased, it is erased over all of the Playlists or in a unit of a Playitem.

3) Division

[0059] As seen in FIG. 13, a Playitem which forms one Playlist is divided into Playitems, and a Playlist is formed for each of the Playitems obtained by the division.

4) Merge (non-seamless or seamless connection)

[0060] Two Playlists are connected to form a single Playlist. Merge processing is different, at the connection point, depending upon whether the Playlists are merged such that they may be reproduced in such a seamless manner that an image and sound are not interrupted or the Playlists are merged such that they may be reproduced in a non-seamless manner that occurrence of interruption is allowed. When the two Playlists are merged so as to allow non-seamless reproduction, a new AV stream need not be produced, but the Playitems of the

two Playlists are arranged in a row in a reproduction order to form one Playlist as seen in FIG. 14A. It is to be noted that, where the Playlists which compose the two Playlists to be merged refer to the same Clip and the portions to be referred to are continuous to each other as seen in FIG. 14B, also the Playitems are merged. FIG. 15 indicates an example wherein a bridge sequence (details are hereinafter described) for connecting the two Playlists so as to allow seamless reproduction is produced.

5) Movement

[0061] As seen in FIG. 16, an array of Playlists in the Playlist block which defines a reproduction order of the Playlists is changed. Each Playlist is not changed.

6) Clip conversion

[0062] It is assumed that, for example, a material imaged by means of a video camera is converted into a Clip and a Playlist for reproduction of part of the Clip is produced. After a Playlist is completed, when it is desired to newly make another Clip with which reproduction is performed in the reproduction order of the same and the entity of the stream is involved, portions designated by the Playlist are copied to produce a new Clip as seen in FIG. 17 (the original Clip is converted into the new Clip).

7) Minimization of a Clip

[0063] As seen in FIG. 18, any portion of a Clip which is not designated for reproduction by any Playlist (or Playitem which forms a Playlist) is erased.

8) Erasure of a Clip

[0064] A Clip which is not designated for reproduction by any Playlist (or Playitem which forms a Playlist) is erased.

[0065] Minimization of a Clip and erasure of a Clip are operations for erasing unnecessary data to increase the free capacity of the disk.

[0066] Subsequently, seamless reproduction between Playitems which form a Playlist is described. In order to realize seamless reproduction between Playitems, the state of a connection point of each Playitem must be classified. Here, the state of a connection point of a Playitem is classified into one of four types including an A type, a C type, a D type and an E type as seen in FIG. 19.

[0067] The A type denotes a state wherein the IN point (start point) and the OUT point (end point) of a Playitem designate an arbitrary picture of an AV stream. Where images are coded in accordance with the MPEG video system, a designated picture is not limited to an I picture but may be a P picture or a B picture. Therefore, for ex-

ample, where the designated picture is a P picture or a B picture, in order to display the picture designated with the IN point, data of a picture preceding to the IN point are required. Since the information that a Playitem has is a pts of the IN point, the position of a preceding picture from which data are to be read is determined arbitrarily by the reproduction side. Consequently, if the reading start position is preceding by an excessively great distance, then unnecessary data for reproduction of the P picture or the B picture may be read in. Similarly, in order to display a picture at the OUT point, data of a picture necessary for decoding must be read in although they are not displayed. In such an instance, after decoding of the picture at the OUT point is completed, it is necessary to flash (or erase the data) of the frame buffer of the decoder before data of the next Playitem are decoded. Further, since unnecessary data later than the OUT point may remain stored in the buffer of the decoder, also the decoder buffer must be flashed.

[0068] After all, when a connection face of the A type is to be reproduced, it is necessary to interrupt ordinary reproduction processing such as continuous decoding and continuous displaying and perform such processing of reading in data which are not displayed as described above. Therefore, there is the possibility that the boundary between playitems may become non-seamless.

[0069] The C type denotes a state wherein the connection point is a clean break. The clean break is a condition wherein such tail processing as to remove data unnecessary for decoding has been performed. This connection point is produced by demultiplexing and decoding data around the connection point and then re-encoding and re-multiplexing the demultiplexed decoded data. Accordingly, different from the A type, the C type does not require data of a picture preceding to a picture at the connection point or data of a picture following the picture at the connection point. In order to make the condition of a connection point the C type, for example, it is only required to re-encode a picture corresponding to the IN point so that it may be the top of a GOP (Group Of Pictures) and re-encode a picture corresponding to the OUT point so that it may be the last picture of the GOP. It is to be noted, however, that the PCR is discontinuous at the connection point of the C type.

[0070] The D type is a type of a connection point for allowing jumping from or to an intermediate portion of an AV stream file and denotes a condition wherein it is continuous to preceding and following Playitems in the accuracy of a byte. Accordingly, if data are read out from the AV stream file in accordance with the arranged order of the Playitems, then a continuous bit stream is obtained although an exchange of a file is involved, and continuous decoding is possible. A connection point of the D type appears when the reproduction point goes out from an intermediate portion of a file and enters a bridge sequence or when the reproduction point goes out of a bridge sequence and enters an intermediate

portion of a file.

[0071] The E type denotes a state wherein the Playitem is the top or the last of an AV stream file and, at the position, the bit stream is continuous to the preceding or following Playitem in the accuracy of a byte. The E type and the D type are different from each other in whether or not a picture designated by a Playitem is placed just at the top or last position of a file. The E type appears when a bridge sequence or a continuous stream is divided into two files.

[0072] FIG. 20A illustrates an example wherein two AV streams are partly designated each with an IN point and an OUT point to produce Playitems, and the Playitems are arranged to form a Playlist. In this instance, since no special processing is performed for the AV streams but the Playitems are merely arranged, both of the connection points of the two Playitems become those of the A type. Accordingly, there is the possibility that discontinuity such as interruption of an image may occur between the two Playitems, and seamless reproduction is not assured.

[0073] FIG. 20B illustrates an example wherein two connection points are of the C type. In this instance, seamless reproduction is assured even across the two Playitems.

[0074] FIG. 20C illustrates an example wherein an originally one AV stream file is divided into two files and the two files are connected by Playitems. Playitems which connect divided AV stream files in this manner have connection points of the E type. Accordingly, if data are read in continuously at the boundary between the AV stream files, then a continuous bit stream is obtained without execution of special processing. Consequently, seamless reproduction is assured.

[0075] FIG. 20D illustrates an example wherein a bridge sequence is produced to allow seamless reproduction of two Playitems. The bridge sequence is a method for realizing seamless reproduction without modifying an original AV stream file. The example of FIG. 20D is different from the example of FIG. 20B in that an original AV stream file is not modified. Here, the point at which the reproduction point goes out from intermediately of the AV stream file in order to enter the bridge sequence and the point at which the reproduction point goes out of the bridge sequence and enters an intermediate point of the AV stream file are of the D type.

[0076] Subsequently, a bridge sequence which is a structure for allowing seamless reproduction between two Playitems having connection points of the D type. The bridge sequence is a short AV stream produced by copying or partly re-encoding an AV stream around a connection point in a free area on a disk. Upon reproduction, the short AV stream as the bridge sequence is reproduced to realize seamless reproduction. The bridge sequence may be formed from two AV stream files across a clean break as seen in FIG. 21A or from a single AV stream file as seen from FIG. 21B.

[0077] The clean break is used in a case wherein two

Clips are reproduced seamlessly or in another case wherein two Playitems are reproduced seamlessly. When two Clips are reproduced seamlessly, if re-encoding and re-multiplexing are performed, then the ends of the AV stream files seamlessly connected to each other make such a clean break as seen in FIG. 22A. Usually, data in elementary streams to be displayed at the same timing are positioned in a spaced relationship from each other in a file due to a multiplexing phase difference in the MPEG2 systems. The clean break is a condition wherein an elementary stream to be displayed before a certain timing and another elementary stream to be displayed after the certain timing are separated in separate files from each other taking the multiplexing phase difference into consideration. Naturally, also audio data to be reproduced at the same timing as the timing at which video data present in the preceding side file are displayed are included in the preceding side file, and similarly, also audio data to be reproduced at the same timing as the timing at which video data present in the following side file are present in the following side file.

[0078] The bridge sequence is formed, where, for example, two Playitems are to be seamlessly reproduced, as an AV stream file independent of the original AV stream file as seen in FIG. 22B. The bridge sequence is produced as a new file by copying a bit stream around a connection point (the original AV stream file), and only the portion is re-made by decoding and re-encoding.

[0079] Now, requirements 1-1 to 4-1 upon production of a bridge sequence are described. From the necessity for the assurance of continuous supply and the continuity of read out data, points a, d, e and h (FIGS. 21A and 21B) on the bridge sequence must be byte positions which satisfy the following requirements.

[0080] The bridge sequence production requirements where attention is paid to a relationship between a fragment and a segment are described. Here, a segment denotes a portion of a fragment which is occupied by data.

[0081] 1-1) As seen in FIG. 23, bridge sequences S2 and S3 and segments S1 and S4 complementary to the bridge sequences must have a size greater than 0.5 fragment.

[0082] The bridge sequence production requirement 2-1 is described.

[0083] 2-1) As seen in FIG. 24, the position of the point a is determined based on an OUT point designated by a user.

[0084] More particularly, the top of a source packet in which CPI is present in a rear half portion of a fragment (half of fragment) is determined as a candidate to the point a. If the point a cannot be found out in the object fragment, then the object fragment is changed to the preceding fragment, and a point which satisfies the requirement is searched for in the fragment. A source packet is a transport packet with time information of 4 bytes added thereto. The object fragment is changed retroactively one by one fragment until the point a is

found out. The portion from the point a to the OUT point designated by the user is either copied as it is or reencoded and placed into the bridge sequence. whether a point indicated by the CPI is included in the latter half of a fragment and the number of CPIs included rely upon the bit rate. More detailed processing is hereinafter described with reference to a flowchart of FIG. 29.

[0085] Bridge sequence production requirements where attention is paid to a relationship between an aligned unit and CPI are described with reference to FIGS. 25A and 25B. It is to be noted that the aligned unit is a unit used when an AV stream is placed into a file, and is a structure for handling a predetermined number of successive sectors on a file system as one unit. The top of an aligned unit is aligned with a source packet, and consequently, an aligned unit begins with the top of a source packet without failure. An AV stream file is formed from an integral multiple of an aligned unit.

[0086] The CPI denotes a position which can be randomly accessed in an AV stream (a position at which decoding can be started), and makes a database of a pts (presentation time stamp) of a picture in the AV stream and an intra-file byte position of the picture. If the CPI database is referred to, then time stamps which define the IN point and the OUT point of a Playitem can be converted into a byte position of the Playitem in the AV stream file. On the contrary, if there is no CPI database, then since conversion from a display time into an intra-file byte position is difficult, a connection point to a bridge sequence must be adjusted to the position designated by the CPI.

[0087] Bridge sequence production requirements 3-1 to 3-7 where attention is paid to an aligned unit and CPI having such characteristics as described above are listed below.

[0088] 3-1) The point b (FIG. 25A) of the bridge sequence is aligned with the aligned unit because it is the top of the file.

[0089] 3-2) The point b is also the top of a source packet.

[0090] 3-3) Where the range from the point b to the point d is defined as a file, the length thereof must be equal to an integral number of times that of the aligned unit.

[0091] 3-4) While the point a is designated by the pts, in order to discriminate the byte position, the CPI is referred to. Accordingly, the point a must be a point designated by the CPI (precisely, upon reproduction, the reproduction point goes out at a byte immediately preceding to a source packet designated by the point a).

[0092] 3-5) The range from the point a to the point b is continuous in the accuracy of a byte (D type-E type connection). Accordingly, also the point b is a point designated by the CPI.

[0093] 3-6) Since the point d is designated by the pts, the point e must be a point designated by the CPI.

[0094] 3-7) Since the points b and e are points designated by the CPI, each of them must be the top of a

source packet. The points a and e may not be aligned with an aligned unit.

[0095] Subsequently, requirements of a Playitem which designates a bridge sequence is described with reference to FIGS. 26A and 26B. As seen in FIGS. 21A and 21B, a bridge sequence can be obtained by two different methods including a method wherein it is formed as two AV streams divided with a clean break and another method wherein it is formed as a single AV stream.

5
10
15
20
25
30
35
40
45
50
55
60
65
70
75
80
85
90
95
100
105
110
115
120
125
130
135
140
145
150
155
160
165
170
175
180
185
190
195
200
205
210
215
220
225
230
235
240
245
250
255
260
265
270
275
280
285
290
295
300
305
310
315
320
325
330
335
340
345
350
355
360
365
370
375
380
385
390
395
400
405
410
415
420
425
430
435
440
445
450
455
460
465
470
475
480
485
490
495
500
505
510
515
520
525
530
535
540
545
550
555
560
565
570
575
580
585
590
595
600
605
610
615
620
625
630
635
640
645
650
655
660
665
670
675
680
685
690
695
700
705
710
715
720
725
730
735
740
745
750
755
760
765
770
775
780
785
790
795
800
805
810
815
820
825
830
835
840
845
850
855
860
865
870
875
880
885
890
895
900
905
910
915
920
925
930
935
940
945
950
955
960
965
970
975
980
985
990
995
1000
1005
1010
1015
1020
1025
1030
1035
1040
1045
1050
1055
1060
1065
1070
1075
1080
1085
1090
1095
1100
1105
1110
1115
1120
1125
1130
1135
1140
1145
1150
1155
1160
1165
1170
1175
1180
1185
1190
1195
1200
1205
1210
1215
1220
1225
1230
1235
1240
1245
1250
1255
1260
1265
1270
1275
1280
1285
1290
1295
1300
1305
1310
1315
1320
1325
1330
1335
1340
1345
1350
1355
1360
1365
1370
1375
1380
1385
1390
1395
1400
1405
1410
1415
1420
1425
1430
1435
1440
1445
1450
1455
1460
1465
1470
1475
1480
1485
1490
1495
1500
1505
1510
1515
1520
1525
1530
1535
1540
1545
1550
1555
1560
1565
1570
1575
1580
1585
1590
1595
1600
1605
1610
1615
1620
1625
1630
1635
1640
1645
1650
1655
1660
1665
1670
1675
1680
1685
1690
1695
1700
1705
1710
1715
1720
1725
1730
1735
1740
1745
1750
1755
1760
1765
1770
1775
1780
1785
1790
1795
1800
1805
1810
1815
1820
1825
1830
1835
1840
1845
1850
1855
1860
1865
1870
1875
1880
1885
1890
1895
1900
1905
1910
1915
1920
1925
1930
1935
1940
1945
1950
1955
1960
1965
1970
1975
1980
1985
1990
1995
2000
2005
2010
2015
2020
2025
2030
2035
2040
2045
2050
2055
2060
2065
2070
2075
2080
2085
2090
2095
2100
2105
2110
2115
2120
2125
2130
2135
2140
2145
2150
2155
2160
2165
2170
2175
2180
2185
2190
2195
2200
2205
2210
2215
2220
2225
2230
2235
2240
2245
2250
2255
2260
2265
2270
2275
2280
2285
2290
2295
2300
2305
2310
2315
2320
2325
2330
2335
2340
2345
2350
2355
2360
2365
2370
2375
2380
2385
2390
2395
2400
2405
2410
2415
2420
2425
2430
2435
2440
2445
2450
2455
2460
2465
2470
2475
2480
2485
2490
2495
2500
2505
2510
2515
2520
2525
2530
2535
2540
2545
2550
2555
2560
2565
2570
2575
2580
2585
2590
2595
2600
2605
2610
2615
2620
2625
2630
2635
2640
2645
2650
2655
2660
2665
2670
2675
2680
2685
2690
2695
2700
2705
2710
2715
2720
2725
2730
2735
2740
2745
2750
2755
2760
2765
2770
2775
2780
2785
2790
2795
2800
2805
2810
2815
2820
2825
2830
2835
2840
2845
2850
2855
2860
2865
2870
2875
2880
2885
2890
2895
2900
2905
2910
2915
2920
2925
2930
2935
2940
2945
2950
2955
2960
2965
2970
2975
2980
2985
2990
2995
3000
3005
3010
3015
3020
3025
3030
3035
3040
3045
3050
3055
3060
3065
3070
3075
3080
3085
3090
3095
3100
3105
3110
3115
3120
3125
3130
3135
3140
3145
3150
3155
3160
3165
3170
3175
3180
3185
3190
3195
3200
3205
3210
3215
3220
3225
3230
3235
3240
3245
3250
3255
3260
3265
3270
3275
3280
3285
3290
3295
3300
3305
3310
3315
3320
3325
3330
3335
3340
3345
3350
3355
3360
3365
3370
3375
3380
3385
3390
3395
3400
3405
3410
3415
3420
3425
3430
3435
3440
3445
3450
3455
3460
3465
3470
3475
3480
3485
3490
3495
3500
3505
3510
3515
3520
3525
3530
3535
3540
3545
3550
3555
3560
3565
3570
3575
3580
3585
3590
3595
3600
3605
3610
3615
3620
3625
3630
3635
3640
3645
3650
3655
3660
3665
3670
3675
3680
3685
3690
3695
3700
3705
3710
3715
3720
3725
3730
3735
3740
3745
3750
3755
3760
3765
3770
3775
3780
3785
3790
3795
3800
3805
3810
3815
3820
3825
3830
3835
3840
3845
3850
3855
3860
3865
3870
3875
3880
3885
3890
3895
3900
3905
3910
3915
3920
3925
3930
3935
3940
3945
3950
3955
3960
3965
3970
3975
3980
3985
3990
3995
4000
4005
4010
4015
4020
4025
4030
4035
4040
4045
4050
4055
4060
4065
4070
4075
4080
4085
4090
4095
4100
4105
4110
4115
4120
4125
4130
4135
4140
4145
4150
4155
4160
4165
4170
4175
4180
4185
4190
4195
4200
4205
4210
4215
4220
4225
4230
4235
4240
4245
4250
4255
4260
4265
4270
4275
4280
4285
4290
4295
4300
4305
4310
4315
4320
4325
4330
4335
4340
4345
4350
4355
4360
4365
4370
4375
4380
4385
4390
4395
4400
4405
4410
4415
4420
4425
4430
4435
4440
4445
4450
4455
4460
4465
4470
4475
4480
4485
4490
4495
4500
4505
4510
4515
4520
4525
4530
4535
4540
4545
4550
4555
4560
4565
4570
4575
4580
4585
4590
4595
4600
4605
4610
4615
4620
4625
4630
4635
4640
4645
4650
4655
4660
4665
4670
4675
4680
4685
4690
4695
4700
4705
4710
4715
4720
4725
4730
4735
4740
4745
4750
4755
4760
4765
4770
4775
4780
4785
4790
4795
4800
4805
4810
4815
4820
4825
4830
4835
4840
4845
4850
4855
4860
4865
4870
4875
4880
4885
4890
4895
4900
4905
4910
4915
4920
4925
4930
4935
4940
4945
4950
4955
4960
4965
4970
4975
4980
4985
4990
4995
5000
5005
5010
5015
5020
5025
5030
5035
5040
5045
5050
5055
5060
5065
5070
5075
5080
5085
5090
5095
5100
5105
5110
5115
5120
5125
5130
5135
5140
5145
5150
5155
5160
5165
5170
5175
5180
5185
5190
5195
5200
5205
5210
5215
5220
5225
5230
5235
5240
5245
5250
5255
5260
5265
5270
5275
5280
5285
5290
5295
5300
5305
5310
5315
5320
5325
5330
5335
5340
5345
5350
5355
5360
5365
5370
5375
5380
5385
5390
5395
5400
5405
5410
5415
5420
5425
5430
5435
5440
5445
5450
5455
5460
5465
5470
5475
5480
5485
5490
5495
5500
5505
5510
5515
5520
5525
5530
5535
5540
5545
5550
5555
5560
5565
5570
5575
5580
5585
5590
5595
5600
5605
5610
5615
5620
5625
5630
5635
5640
5645
5650
5655
5660
5665
5670
5675
5680
5685
5690
5695
5700
5705
5710
5715
5720
5725
5730
5735
5740
5745
5750
5755
5760
5765
5770
5775
5780
5785
5790
5795
5800
5805
5810
5815
5820
5825
5830
5835
5840
5845
5850
5855
5860
5865
5870
5875
5880
5885
5890
5895
5900
5905
5910
5915
5920
5925
5930
5935
5940
5945
5950
5955
5960
5965
5970
5975
5980
5985
5990
5995
6000
6005
6010
6015
6020
6025
6030
6035
6040
6045
6050
6055
6060
6065
6070
6075
6080
6085
6090
6095
6100
6105
6110
6115
6120
6125
6130
6135
6140
6145
6150
6155
6160
6165
6170
6175
6180
6185
6190
6195
6200
6205
6210
6215
6220
6225
6230
6235
6240
6245
6250
6255
6260
6265
6270
6275
6280
6285
6290
6295
6300
6305
6310
6315
6320
6325
6330
6335
6340
6345
6350
6355
6360
6365
6370
6375
6380
6385
6390
6395
6400
6405
6410
6415
6420
6425
6430
6435
6440
6445
6450
6455
6460
6465
6470
6475
6480
6485
6490
6495
6500
6505
6510
6515
6520
6525
6530
6535
6540
6545
6550
6555
6560
6565
6570
6575
6580
6585
6590
6595
6600
6605
6610
6615
6620
6625
6630
6635
6640
6645
6650
6655
6660
6665
6670
6675
6680
6685
6690
6695
6700
6705
6710
6715
6720
6725
6730
6735
6740
6745
6750
6755
6760
6765
6770
6775
6780
6785
6790
6795
6800
6805
6810
6815
6820
6825
6830
6835
6840
6845
6850
6855
6860
6865
6870
6875
6880
6885
6890
6895
6900
6905
6910
6915
6920
6925
6930
6935
6940
6945
6950
6955
6960
6965
6970
6975
6980
6985
6990
6995
7000
7005
7010
7015
7020
7025
7030
7035
7040
7045
7050
7055
7060
7065
7070
7075
7080
7085
7090
7095
7100
7105
7110
7115
7120
7125
7130
7135
7140
7145
7150
7155
7160
7165
7170
7175
7180
7185
7190
7195
7200
7205
7210
7215
7220
7225
7230
7235
7240
7245
7250
7255
7260
7265
7270
7275
7280
7285
7290
7295
7300
7305
7310
7315
7320
7325
7330
7335
7340
7345
7350
7355
7360
7365
7370
7375
7380
7385
7390
7395
7400
7405
7410
7415
7420
7425
7430
7435
7440
7445
7450
7455
7460
7465
7470
7475
7480
7485
7490
7495
7500
7505
7510
7515
7520
7525
7530
7535
7540
7545
7550
7555
7560
7565
7570
7575
7580
7585
7590
7595
7600
7605
7610
7615
7620
7625
7630
7635
7640
7645
7650
7655
7660
7665
7670
7675
7680
7685
7690
7695
7700
7705
7710
7715
7720
7725
7730
7735
7740
7745
7750
7755
7760
7765
7770
7775
7780
7785
7790
7795
7800
7805
7810
7815
7820
7825
7830
7835
7840
7845
7850
7855
7860
7865
7870
7875
7880
7885
7890
7895
7900
7905
7910
7915
7920
7925
7930
7935
7940
7945
7950
7955
7960
7965
7970
7975
7980
7985
7990
7995
8000
8005
8010
8015
8020
8025
8030
8035
8040
8045
8050
8055
8060
8065
8070
8075
8080
8085
8090
8095
8100
8105
8110
8115
8120
8125
8130
8135
8140
8145
8150
8155
8160
8165
8170
8175
8180
8185
8190
8195
8200
8205
8210
8215
8220
8225
8230
8235
8240
8245
8250
8255
8260
8265
8270
8275
8280
8285
8290
8295
8300
8305
8310
8315
8320
8325
8330
8335
8340
8345
8350
8355
8360
8365
8370
8375
8380
8385
8390
8395
8400
8405
8410
8415
8420
8425
8430
8435
8440
8445
8450
8455
8460
8465
8470
8475
8480
8485
8490
8495
8500
8505
8510
8515
8520
8525
8530
8535
8540
8545
8550
8555
8560
8565
8570
8575
8580
8585
8590
8595
8600
8605
8610
8615
8620
8625
8630
8635
8640
8645
8650
8655
8660
8665
8670
8675
8680
8685
8690
8695
8700
8705
8710
8715
8720
8725
8730
8735
8740
8745
8750
8755
8760
8765
8770
8775
8780
8785
8790
8795
8800
8805
8810
8815
8820
8825
8830
8835
8840
8845
8850
8855
8860
8865
8870
8875
8880
8885
8890
8895
8900
8905
8910
8915
8920
8925
8930
8935
8940
8945
8950
8955
8960
8965
8970
8975
8980
8985
8990
8995
9000
9005
9010
9015
9020
9025
9030
9035
9040
9045
9050
9055
9060
9065
9070
9075
9080
9085
9090
9095
9100
9105
9110
9115
9120
9125
9130
9135
9140
9145
9150
9155
9160
9165
9170
9175
9180
9185
9190
9195
9200
9205
9210
9215
9220
9225
9230
9235
9240
9245
9250
9255
9260
9265
9270
9275
9280
9285
9290
9295
9300
9

[0102] In step S5, it is discriminated whether or not the following processing should be executed without destroying the Clip to be referred to. If it is discriminated that the following processing should be executed without destroying the Clip to be referred to, then the processing advances to step S6, in which a bridge sequence is produced. In step S7, two Playitems which refer to the two Clips newly produced are inserted between the connection points. The two Playitems have a D type-E type connection wherein the Condition_out of the front side Playitem is of the D type and the Condition_IN of the rear side Playitem is of the E type, or a C type-C type connection wherein the Condition_out of the front side Playitem is of the C type and the Condition_IN of the rear side Playitem is of the C type, or else an E type-D type connection wherein the Condition_out of the front side Playitem is of the E type and the Condition_IN of the rear side Playitem is of the D type.

[0103] In step S8, it is discriminated whether or not the Playlists still have a connection point which has not been processed as yet. If it is discriminated that a connection point which has not been processed as yet remains, the processing returns to step S3 so that the processing in step S3 et seq. is repeated.

[0104] It is to be noted that, if it is discriminated in step S5 that the succeeding processing should be executed while the Clip to be referred to is destroyed, then the processing advances to step S9, in which a clean break is produced. In step S10, part of the Clip is changed so as to have a C type-C type connection wherein the Condition_out of the front side Playitem is of the C type and the Condition_IN of the rear side Playitem is of the C type.

[0105] On the other hand, if it is discriminated in step S4 that processing for allowing seamless reproduction to be performed should not be performed, then the processing advances to step S11. In step S11, it is determined that processing for realizing seamless reproduction is not performed. Then in step S12, the Playitems are changed so as to have an A type-A type connection wherein the Condition_out of the front side Playitem is of the A type and the Condition_IN of the rear side Playitem is of the A type.

[0106] Subsequently, a reproduction process based on a Playlist is described with reference to a flowchart of FIG. 28. In step S21, one of existing Playlists is selected. In step S22, the top one of Playitems which form the Playlist selected in step S21 is selected, and reproduction of the Clip based on the selected Playitem is started. In step S23, it is discriminated whether or not the reproduction of the Clip based on the selected Playitem comes to an end, and it is waited that it is discriminated that the reproduction of the Clip based on the Playitem comes to an end. If it is discriminated that the reproduction of the Clip based on the Playitem comes to an end, then the processing advances to step S24.

[0107] In step S24, it is discriminated whether or not

there is a next Playitem which follows the current Playitem. If it is discriminated that there is no next Playitem, then the present Playlist reproduction process is ended. However, if it is discriminated that there is a next Playitem, then the processing advances to step S25.

[0108] In step S25, it is discriminated whether or not the connection point to the next Playitem has an A type-A type connection. If it is discriminated that the connection point to the next Playitem has an A type-A type connection, then since a gap appears at the connection point of the Playitem, the processing advances to step S26, in which the decoder is reset and a release process is executed. In step S27, reproduction of the Clip is started based on the next Playitem. Thereafter, the processing returns to step S23 so that the processing in step S23 et seq. is repeated.

[0109] It is to be noted that, if it is discriminated in step S25 that the connection point to the next Playitem does not have an A type-A type connection, then the processing advances to step S28. In step S28, it is discriminated whether or not the connection point to the next Playitem has a C type-C type connection. If it is discriminated that the connection point to the next Playitem has a C type-C type connection, then it is discriminated in step S29 that the connection point is reproduced with a clean break. In step S30, the data of the Clip referred to by the front side Playitem are read in up to the last data thereof, and then reading in of the Clip beginning with the top data which is referred to by the next Playitem is started. Changing over of a PCR is performed seamlessly by the decoder. Then, the sequence advances to step S27.

[0110] If it is discriminated in step S28 that the connection point to the next Playitem does not have a C type-C type connection, then the processing advances to step S31. In step S31, it is discriminated whether or not the connection point to the next Playitem has a D type-E type connection. If it is discriminated that the connection point to the next Playitem has a D type-E type connection, then the processing advances to step S32, in which it is determined that the connection point is a connection point with which the bridge sequence is entered. In step S33, the Playitem_end_time_stamp and the CPI designated by the front side Playitem are referred to and the reading in is stopped immediately of the Clip, and reading in of the Clip referred to by the next Playitem is started beginning with the top data of the Clip. The data read in are decoded in the order in which they are read in. Then, the processing advances to step S27.

[0111] If it is discriminated in step S31 that the connection point to the next Playitem does not have a D type-E type connection, then the processing advances to step S34. In step S34, it is discriminated whether or not the connection point to the next Playitem has an E type-D type connection. If it is discriminated that the connection point to the next Playitem has an E type-D type connection, then the processing advances to step S35, in which it is discriminated that the connection point is

a connection point at which the reproduction point goes out of the bridge sequence. In step S36, the data of the Clip referred to by the front side Playitem are read in up to the last data thereof, and then the Playitem_start_time_stamp and the CPI are referred to and reading in of the Clip is started beginning with the intermediate portion of the same. The data read in are decoded in the order in which they are read in. Then, the processing advances to step S27.

[0112] If it is discriminated in step S34 that the connection point to the next Playitem does not have an E type-D type connection, then the processing advances to step S37. In step S37, it is discriminated that the connection point has an E type-E type connection. The data are read in without taking a delimitation of a file into consideration, and if the data are decoded in the order in which they are read in, then they are reproduced seamlessly. Then, the processing advances to step S27.

[0113] Now, a detailed process of the bridge sequence production requirement 2-1 "to determine the position of the point a based on the OUT point designated by a user" is described with reference to a flowchart of FIG. 29.

[0114] In step S51, an OUT point from a Clip is designated. In step S52, it is discriminated whether or not the timing of the OUT point is on the CPI. If the reproduction timing of the OUT point is not on the CPI, then the processing advances to step S53. In step S53, if a point or points which are each indicated by the CPI corresponding to a timing preceding to the timing of the OUT point are present, then the nearest one of the points is determined as a new OUT point. It is to be noted that, if it is discriminated in step S52 that the reproduction timing of the OUT point is on the CPI, then the processing in step S53 is skipped.

[0115] In step S54, it is discriminated whether or not the magnitude (byte number) from the top of the fragment to the OUT point is greater than one half the fragment. If it is discriminated that the magnitude from the top of the fragment to the OUT point is greater than one half the fragment, then the processing advances to step S55.

[0116] In step S55, the timing designated with the OUT point is determined as the Playitem_end_time_stamp of the Playitem. In step S56, the condition_out of the Playitem is determined as the D type. In step S57, data following the Playitem_end_time_stamp are copied and a Clip of the front half of a bridge sequence is produced newly. The Clip and the newly produced Clip are connected to each other by a D type-E type connection.

[0117] If it is discriminated in step S54 that the magnitude from the top of the fragment to the OUT point is not greater than one half the fragment, then the processing advances to step S58. In step S58, it is discriminated whether or not the preceding segment is present. If it is discriminated that the preceding segment is present, then the processing advances to step S59. In step S59, the search range is changed to the preceding segment.

In step S60, a point which is present in the preceding segment and is the latest point in reproduction timing represented by the CPI is determined as the OUT point. Then, the processing returns to step S54.

5 [0118] It is to be noted that, if it is discriminated in step S58 that the preceding segment is not present, then the processing advances to step S61, in which it is discriminated that it is impossible to determine the condition_out of the Playitem as the D type, and the condition_out is determined as the A type.

10 [0119] As described above, according to the present invention, by providing a file Playlist, which is a file independent of an AV stream file and has only a link structure indicating an AV stream, with information indicative of a state of a connection point between Playitems, augmentation of the reproduction quantity is allowed.

15 [0120] It is to be noted that, while, in the present embodiment, the medium onto which an AV stream file and so forth are to be recorded is an optical disk, any other medium may be used only if it allows random accessing.

20 [0121] By the way, while the series of processes described above can be executed by hardware, it may otherwise be executed by software. Where the series of processes is executed by software, a program which constructs the software is installed from a recording medium into a computer incorporated in hardware for exclusive use or, for example, a personal computer for universal use which can execute various functions by installing various programs.

25 [0122] The recording medium is distributed in order to provide the program to a user separately from a computer. The recording medium is not only formed as a package medium such as a magnetic disk (including a floppy disk), an optical disk (including a CD-ROM (Compact Disc-Read Only Memory) and a DVD (Digital Versatile Disc)), a magneto-optical disk (including an MD (Mini Disc)) or a semiconductor memory or but also formed as a ROM (which corresponds to the ROM 22 of FIG. 1), a hard disk or the like in or on which the program is recorded and which is provided in a state where-
30 in the program is incorporated in a computer in advance to a user.

35 [0123] It is to be noted that, in the present application, the steps which describe the program recorded on a recording medium may be but need not necessarily be processed in a time series in the order as described, and include processes which are executed parallelly or individually.

40 [0124] While a preferred embodiment of the present invention has been described using specific terms, such description is for illustrative purposes only, and it is to be understood that changes and variations may be made without departing from the spirit or scope of the following claims.

45 [0125] In so far as the embodiments of the invention described above are implemented, at least in part, using software-controlled data processing apparatus, it will be appreciated that a computer program providing such

software control and a storage medium by which such a computer program is stored are envisaged as aspects of the present invention.

Claims

1. A recording/reproduction apparatus for recording or reproducing AV data onto or from a recording medium, comprising:

AV data file recording means for recording an AV data file obtained by converting the AV data into a file onto the recording medium;
 production means for producing reproduction range information representative of a range of reproduction of the AV data file;
 classification means for classifying a state of at least one end of the range of reproduction;
 addition means for adding information representative of a result of the classification of said classification means to the reproduction range information;
 preparation means for arranging at least more than one piece of the reproduction range information in order for reproduction to prepare a reproduction list; and
 reproduction list recording means for recording the reproduction list onto the recording medium.

2. A recording/reproduction apparatus according to claim 1, wherein said classification means classifies the state of at least one end of the reproduction range into one of four types.

3. A recording/reproduction apparatus according to claim 1, further comprising formation means for forming a bridge sequence in response to a result of the classification of said classification means.

4. A recording/reproduction method for a recording/reproduction apparatus for recording or reproducing AV data onto or from a recording medium, comprising:

an AV data file recording step of recording an AV data file obtained by converting the AV data into a file onto the recording medium;
 a production step of producing reproduction range information representative of a range of reproduction of the AV data file;
 a classification step of classifying a state of at least one end of the range of reproduction;
 an addition step of adding information representative of a result of the classification by the processing in the classification step to the reproduction range information;

a preparation step of arranging at least more than one piece of the reproduction range information in order for reproduction to prepare a reproduction list; and
 a reproduction list recording step of recording the reproduction list onto the recording medium.

5. A recording medium on which a computer-readable program for recording or reproducing AV data onto or from an information recording medium is recorded, the program comprising:

an AV data file recording step of recording an AV data file obtained by converting the AV data into a file onto the information recording medium;
 a production step of producing reproduction range information representative of a range of reproduction of the AV data file;
 a classification step of classifying a state of at least one end of the range of reproduction;
 an addition step of adding information representative of a result of the classification by the processing in the classification step to the reproduction range information;
 a preparation step of arranging at least more than one piece of the reproduction range information in order for reproduction to prepare a reproduction list; and
 a reproduction list recording step of recording the reproduction list onto the information recording medium.

6. A recording/reproduction apparatus for recording or reproducing AV data onto or from a recording medium, comprising:

readout means for reading out a reproduction list recorded on the recording medium;
 extraction means for extracting information representative of a state of at least one end of a range of reproduction from among at least more than one piece of reproduction range information which forms the reproduction list; and
 reproduction means for reproducing the AV data recorded on the recording medium based on the information representative of the state of the at least one end of the range of reproduction extracted by said extraction means.

7. A recording/reproduction method for a recording/reproduction apparatus for recording or reproducing AV data onto or from a recording medium, comprising:

a readout step of reading out a reproduction list recorded on the recording medium;

an extraction step of extracting information representative of a state of at least one end of a range of reproduction from among at least more than one piece of reproduction range information which forms the reproduction list; and
a reproduction step of reproducing the AV data recorded on the recording medium based on the information representative of the state of the at least one end of the range of reproduction extracted by the processing in said extraction step.

8. A recording medium on which a computer-readable program for recording or reproducing AV data onto or from an information recording medium is recorded, the program comprising:

a readout step of reading out a reproduction list recorded on the information recording medium;
an extraction step of extracting information representative of a state of at least one end of a range of reproduction from among at least more than one piece of reproduction range information which forms the reproduction list; and
a reproduction step of reproducing the AV data recorded on the information recording medium based on the information representative of the state of the at least one end of the range of reproduction extracted by the processing in said extraction step.

35

40

45

50

55

FIG. 1

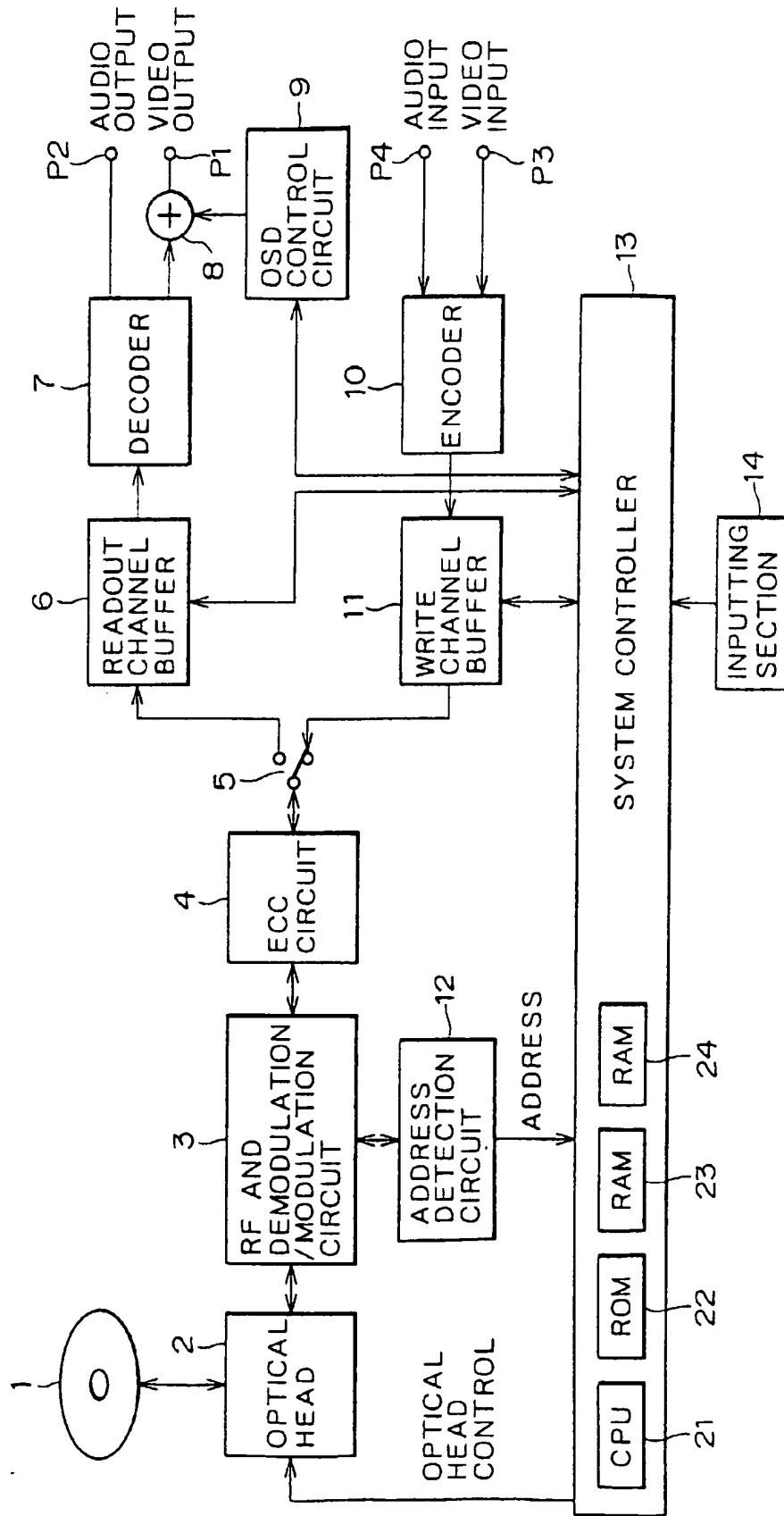


FIG. 2

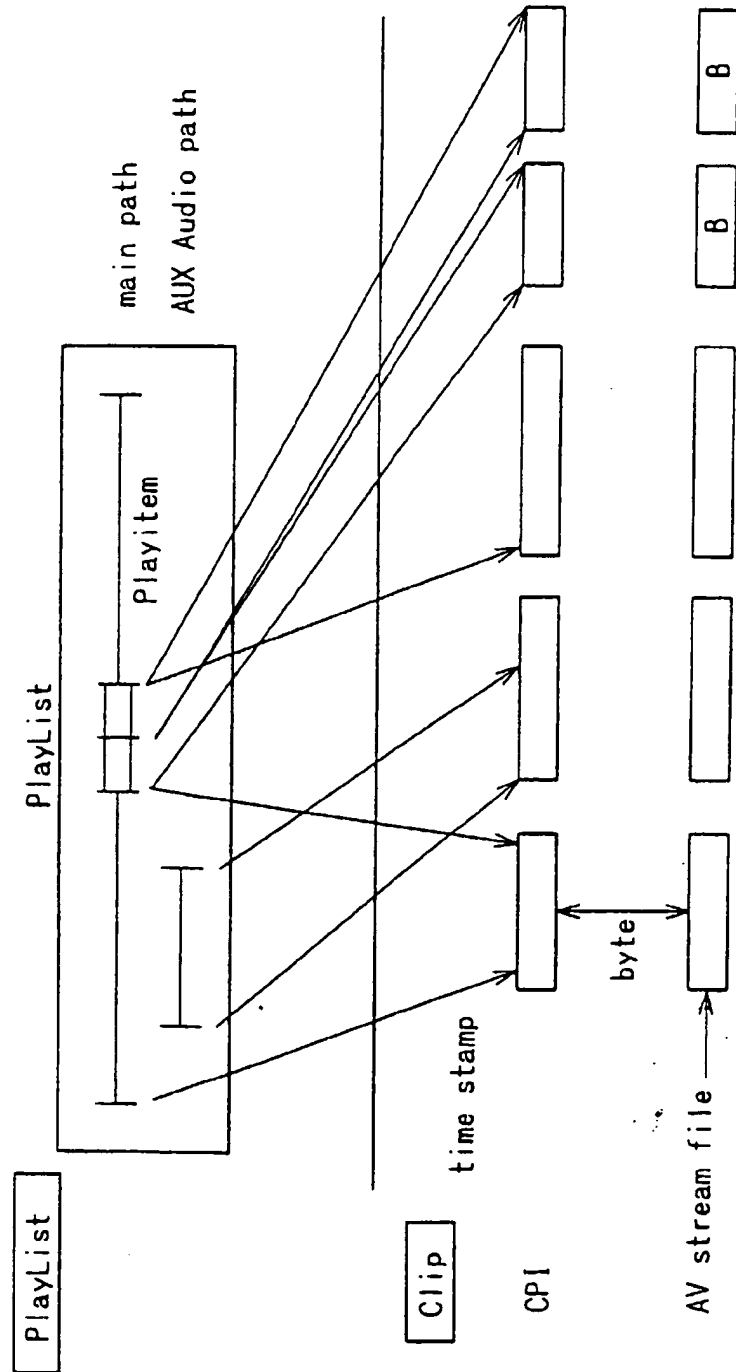


FIG. 3

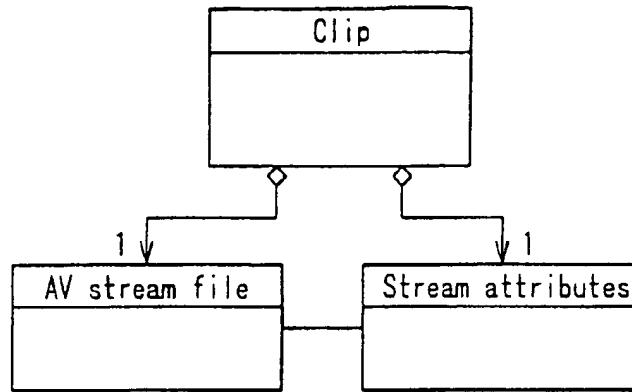


FIG. 4

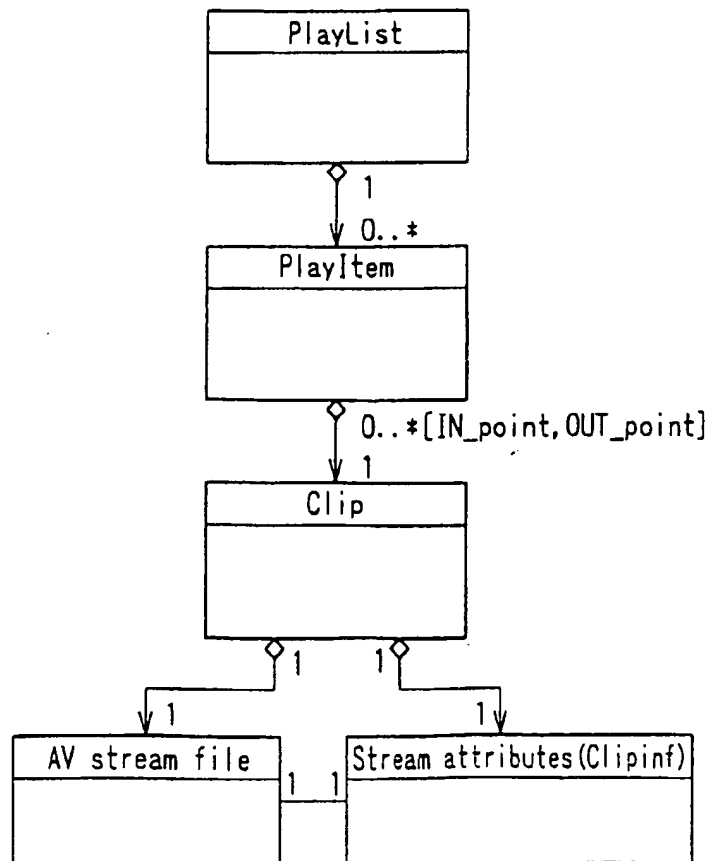


FIG. 5

```

/parent--/DVR
|
|-info.dvr
|
|---/PLAYLIST
|   |
|   |--playlist000.plst
|   |
|   |--playlist001.plst
|   |
|   |--playlist002.plst
|   |
|   |---playlist###.plst
|
|---/CLIPINF
|   |
|   |--001.clpi
|   |
|   |--002.clpi
|   |
|   |--003.clpi
|   |
|   |---%%%.clpi
|
|---/AVSTREAM
|   |
|   |--0001.mpg
|   |
|   |--0002.mpg
|   |
|   |--0003.mpg
|   |
|   |---%%%.mpg
|
|

```

FIG. 6

syntax	size	type
info.dvr {		
DVRVolume_start_address	32	bs bf
PlayListBlock_start_address	32	bs bf
ClipList_start_address	32	bs bf
MultiVolume_start_address	32	bs bf
reserved	64	bs bf
for(i=0; i<L1; i++) {		
padding_byte		
}	8	bs bf
DVRVolume()		
for(i=0; i<L2; i++) {		
padding_byte	8	bs bf
}		
PlayListBlock()		
for(i=0; i<L3; i++) {		
padding_byte	8	bs bf
}		
ClipList()		
for(i=0; i<L4; i++) {		
padding_byte	8	bs bf
}		
MultiVolume()		
for(i=0; i<L5; i++) {		
padding_byte	8	bs bf
}		
}		

FIG. 7

syntax	size	type
%%%%.cpi {		
ClipInfo_start_address	32	bs/bf
SequenceInfo_start_address	32	bs/bf
CPI_start_address	32	bs/bf
MarkList_start_address	32	bs/bf
reserved	64	bs/bf
for (i=0; i<L1; i++) {		
padding_byte	8	bs/bf
}		
ClipInfo()		
for (i=0; i<L2; i++) {		
padding_byte	8	bs/bf
}		
SequenceInfo()		
for (i=0; i<L3; i++) {		
padding_byte	8	bs/bf
}		
CPI()		
for (i=0; i<L4; i++) {		
padding_byte	8	bs/bf
}		
MarkList()		
for (i=0; i<L5; i++) {		
padding_byte	8	bs/bf
}		
}		

FIG. 8

syntax	size	type
playlist##.plst{		
Playlist_start_address	32	bslbf
reserved	160	bslbf
for (i=0; i<L1; i++) {		
padding_byte	8	bslbf
}		
Playlist()		
for (i=0; i<L2; i++) {		
padding_byte	8	bslbf
}		
{		

FIG. 9

Syntax	size	type
Playlist() {		
version_number	8*8	char
length	32	bslbf
reserved	14	bslbf
aux_audio_valid_flag	2	bslbf
reserved	8	uimsbf
playlist_type	16	uimsbf
playlist_name_length	8	uimsbf
for(i=0; i<L1; i++) {		
char	8	bslbf
}		
ResumeInfo()		bslbf
synchronous_start_pts	32	uimsbf
num_of_playitems_for_main//main path	16	uimsbf
num_of_playitems_for_aux_audio//aux audio path	16	uimsbf
for(i=0; i<num_of_playitems_for_main; i++) {		
PlayItem() //main path		
}		
for(i=0; i<num_of_playitems_for_aux_audio; i++) {		
PlayItem() //aux audio path		
}		
PlaylistInfoDescriptor()		
}		

FIG.10

Syntax	size	type
PlayItem0 {		
file_name_length	8	uimsbf
for (i=0; i<L1; i++) {		
char	8	bslbf
}		
program_number	16	uimsbf
sequence_id	8	uimsbf
playitem_name_length	8	bslbf
for (i=0; i<L2; i++) {		
char	8	bslbf
}		
reserved	4	bslbf
condition_IN	2	bslbf
condition_OUT	2	bslbf
if (condition_IN!=0x03) {		
playitem_start_time_stamp	32	bslbf
} else {		
reserved	32	bslbf
}		
if (condition_OUT!=0x03) {		
playitem_end_time_stamp	32	bslbf
} else {		
reserved	32	bslbf
}		
}		

FIG.11

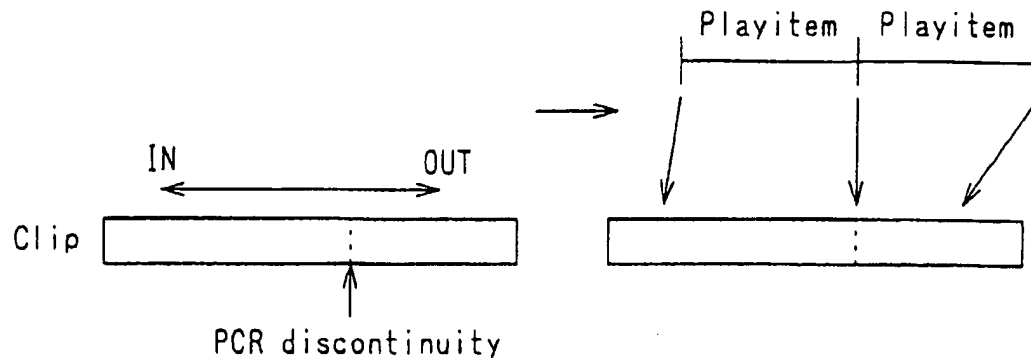


FIG.12

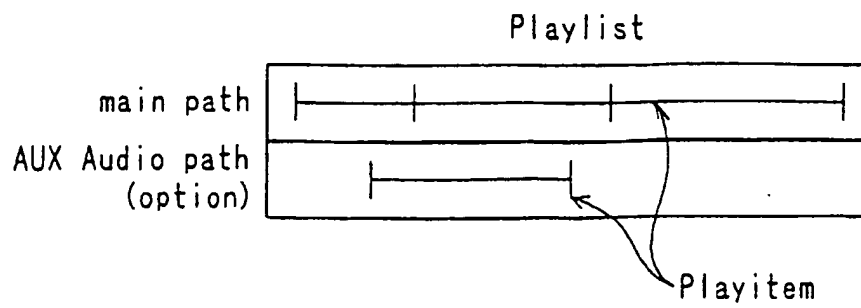
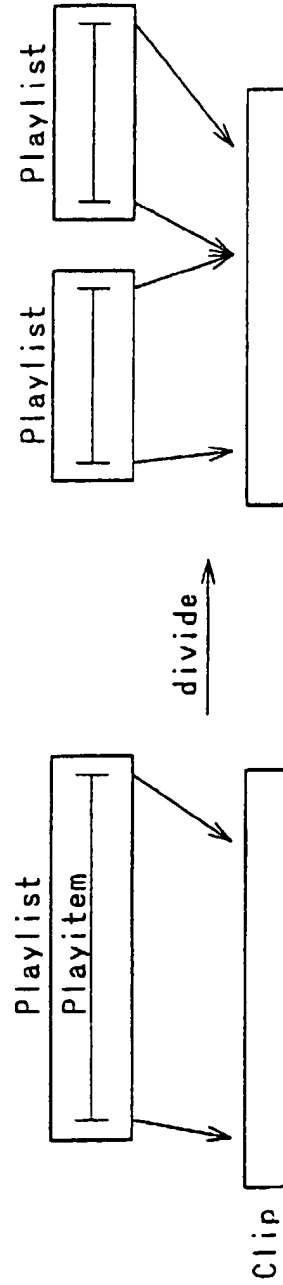


FIG. 13



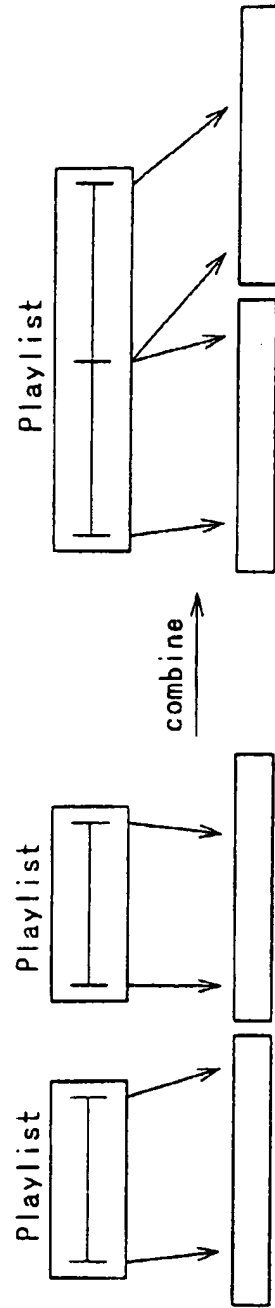


FIG. 14A

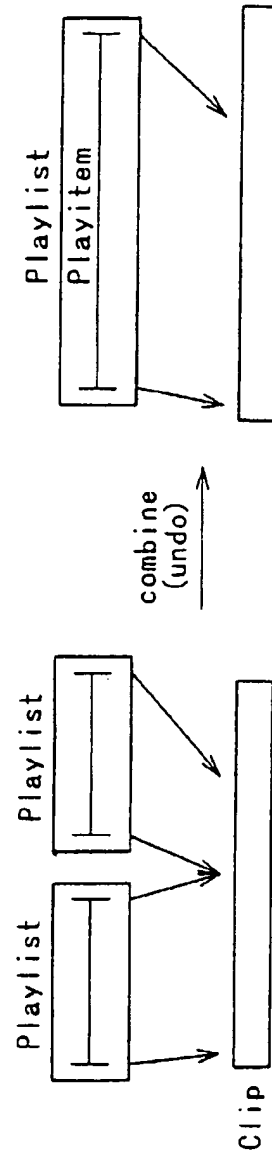


FIG. 14B

FIG.15



FIG.16

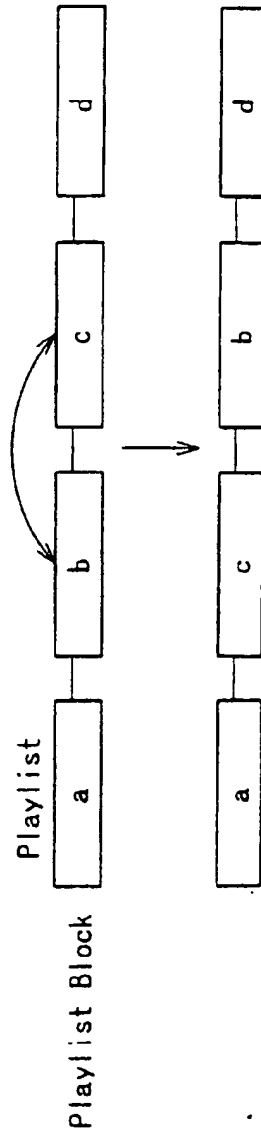


FIG.17

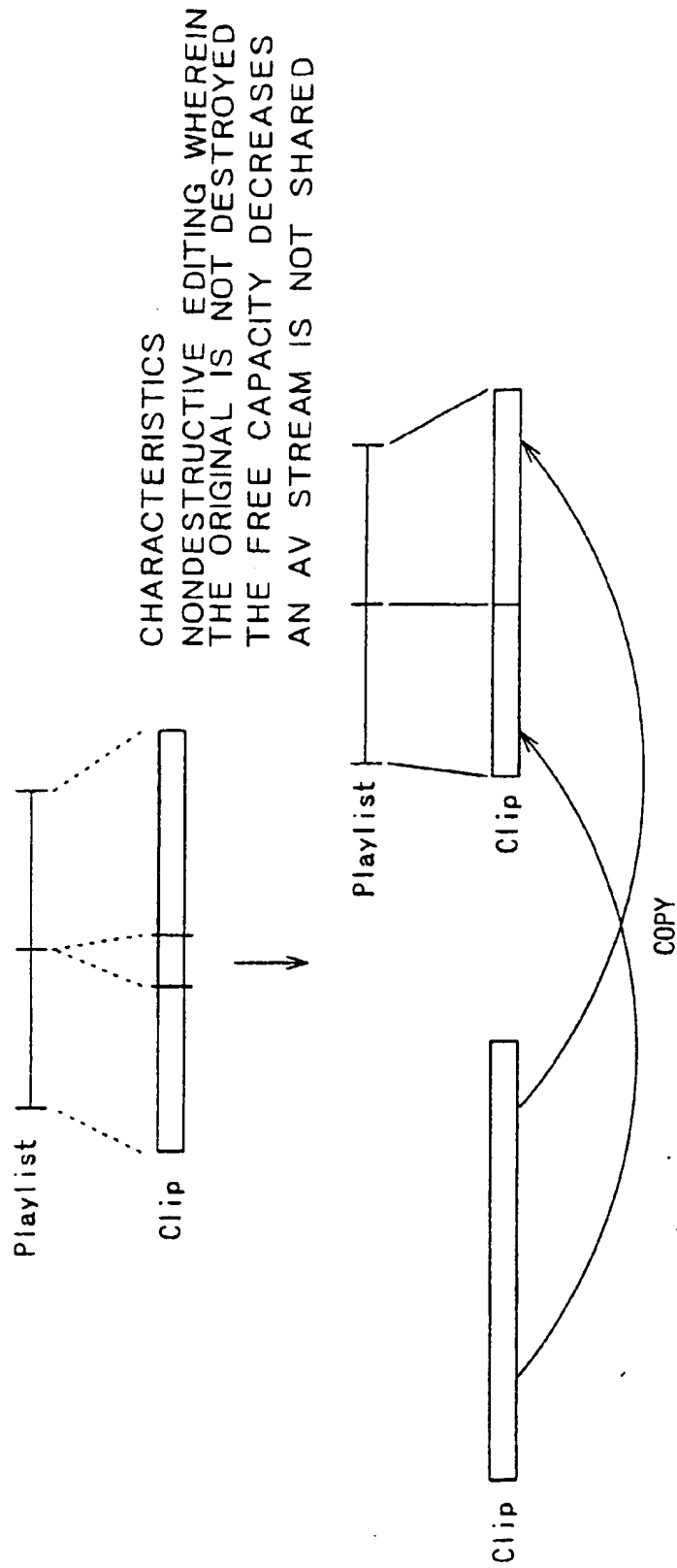


FIG.18

MINIMIZATION
(ERASE A Clip PORTION WHICH IS NOT USED BY ANY Playlist)

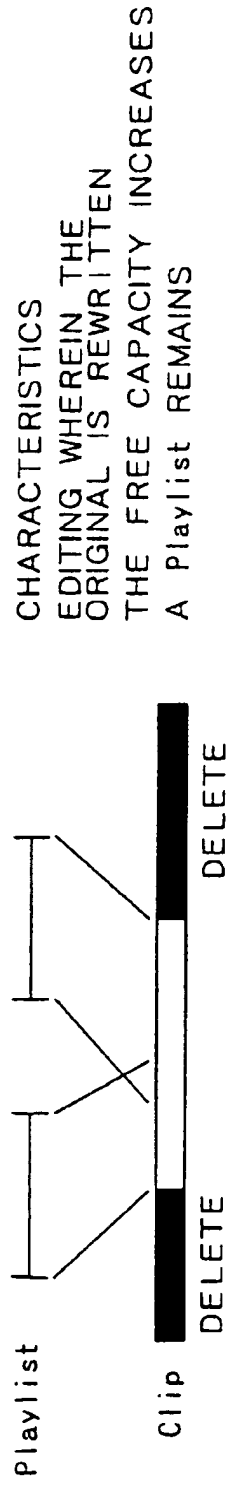


FIG.19

condition_IN, OUT	Meaning
0x00	A TYPE. (SINCE A <i>playitem</i> STARTS AND ENDS AT ARBITRARY BYTE POSITIONS, THE PICTURE QUALITY BETWEEN <i>playitems</i> IS NOT ASSURED.)
0x01	C TYPE. <i>clean break</i> (THIS REPRESENTS THAT SUCH A TAIL PROCESS AS REMOVES DATA WHICH ARE NOT REQUIRED FOR DECODING HAS BEEN PERFORMED.)
0x02	D TYPE. <i>continuous</i> (AN INTERMEDIATE POINT OF AN AV STREAM FILE IS DESIGNATED AND THE BIT STREAM IS CONTINUOUS TO PRECEDING AND FOLLOWING <i>playitems</i> IN THE ACCURACY OF A BYTE. THEREFORE, CONTINUOUS DECODING IS POSSIBLE IF THE BIT STREAM IS READ IN ACCORDANCE WITH THE ADDRESS. THE POINT APPEARS WHEN THE REPRODUCTION POINT GOES OUT FROM IMMEDIATELY OF A FILE AND ENTERS A BRIDGE SEQUENCE, WHEN THE REPRODUCTION POINT GOES OUT OF A BRIDGE SEQUENCE AND ENTERS AN INTERMEDIATE PORTION OF A FILE, AND SO FORTH.)
0x03	E TYPE. (THE TOP OR THE LAST OF AN AV STREAM FILE IS DESIGNATED, AND THE BIT STREAM IS CONTINUOUS TO THE PRECEDING OR FOLLOWING <i>Playitem</i> IN THE ACCURACY OF A BYTE. THE CONNECTION POINT APPEARS WHEN A CONTINUOUS STREAM IS DIVIDED INTO TWO FILES, AND SO FORTH.)
0x04-0xff	reserved

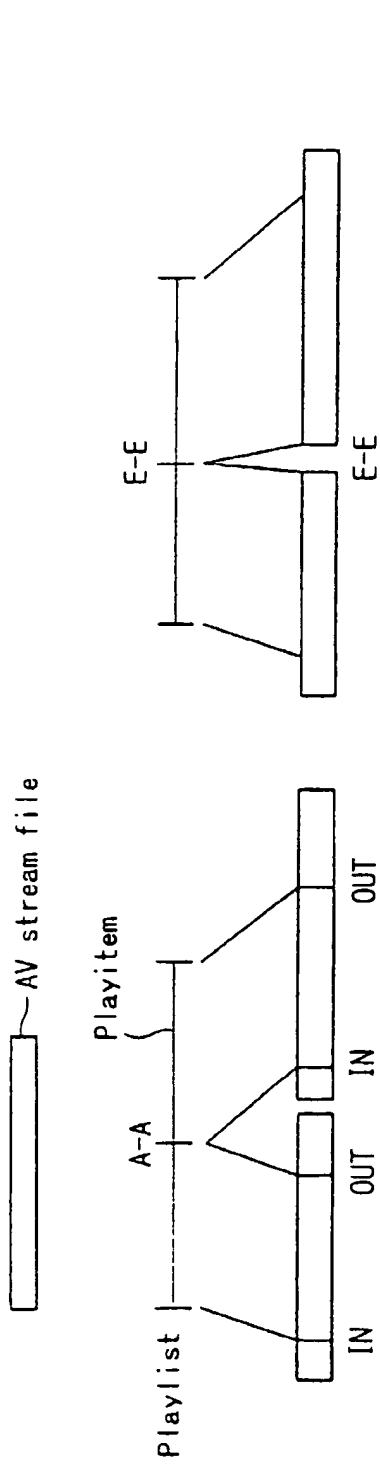


FIG. 20A

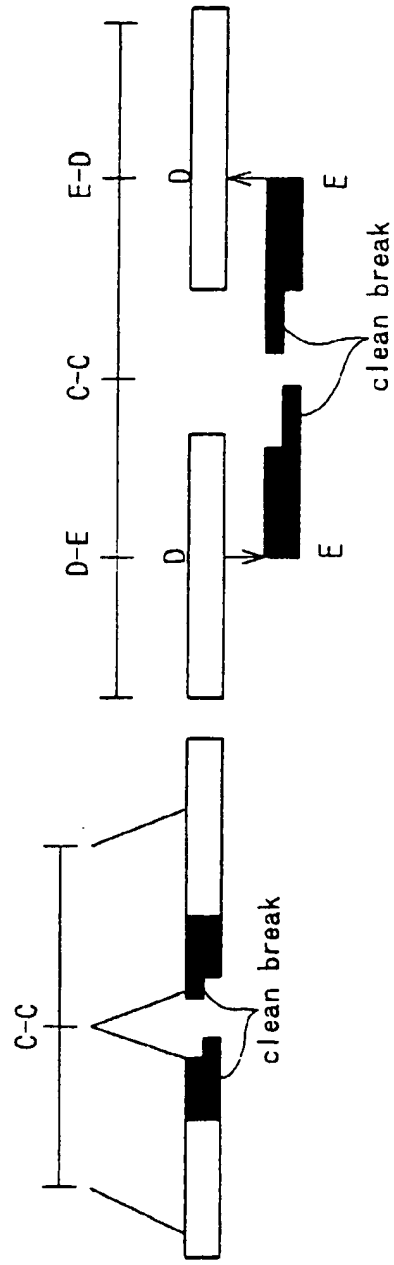
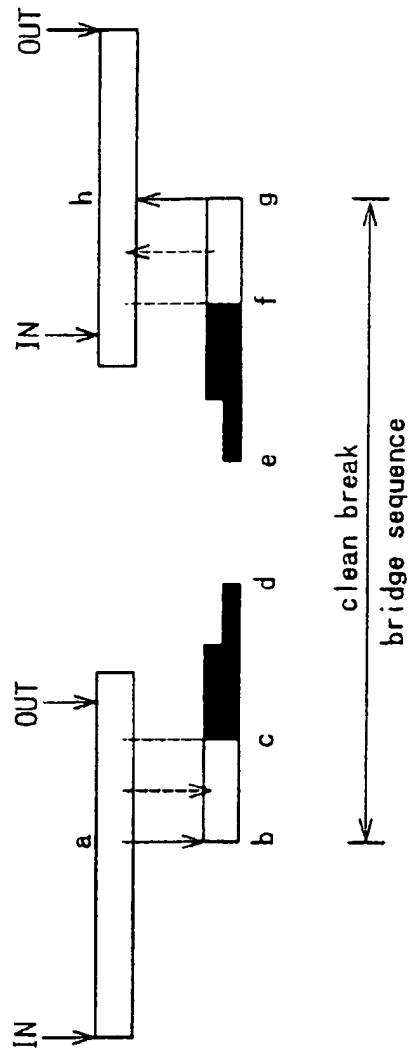
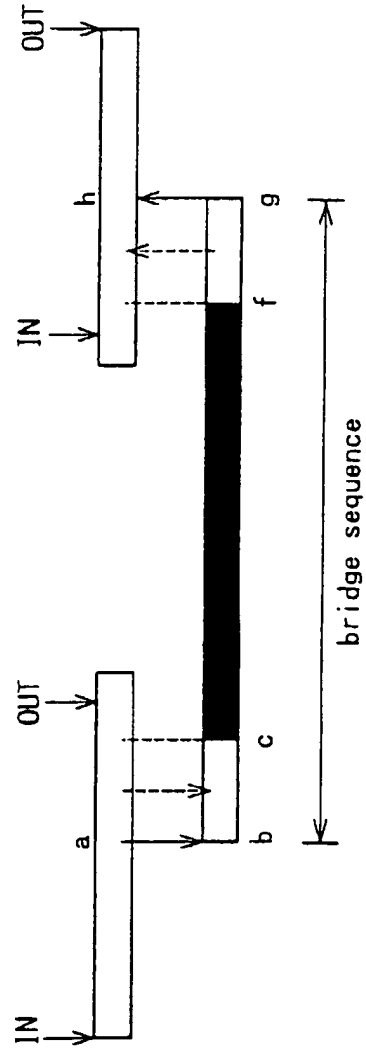


FIG. 20B

FIG. 21A



F1G.21B



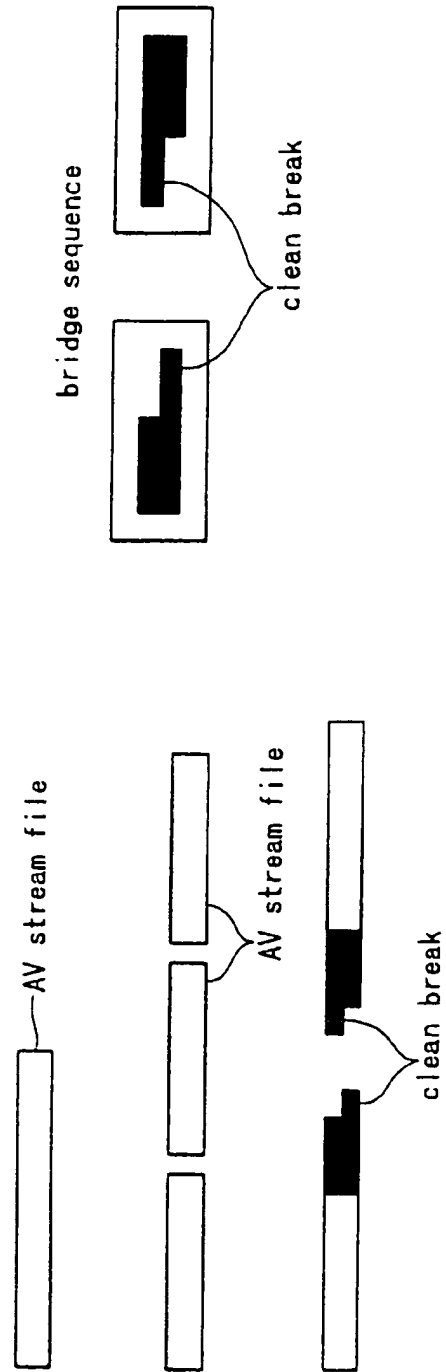


FIG. 22A

FIG. 22B

FIG. 23

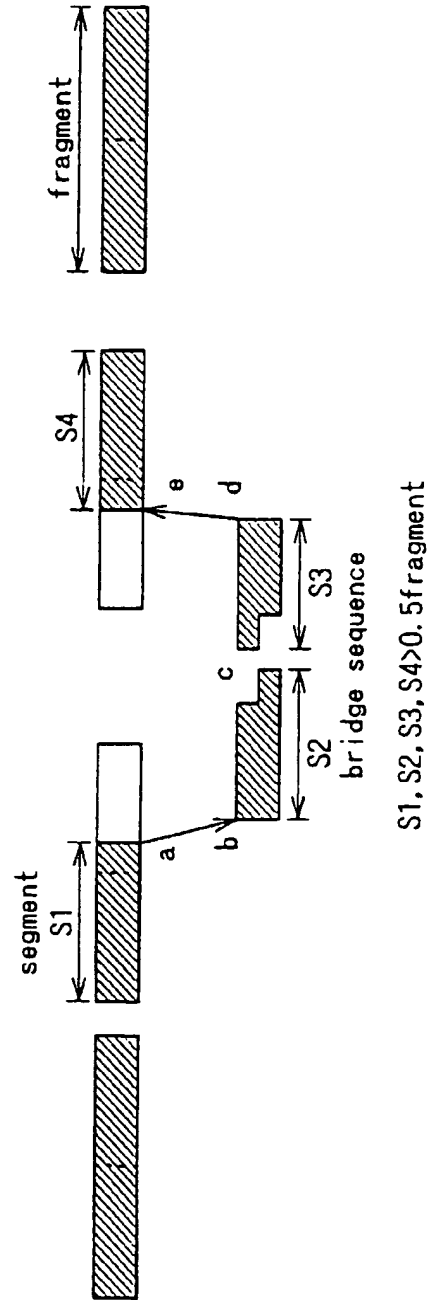
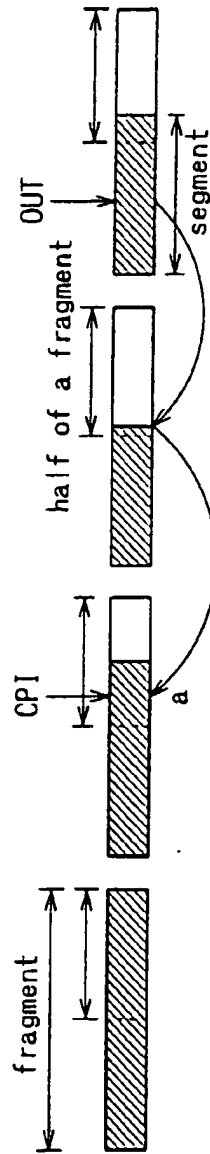


FIG. 24



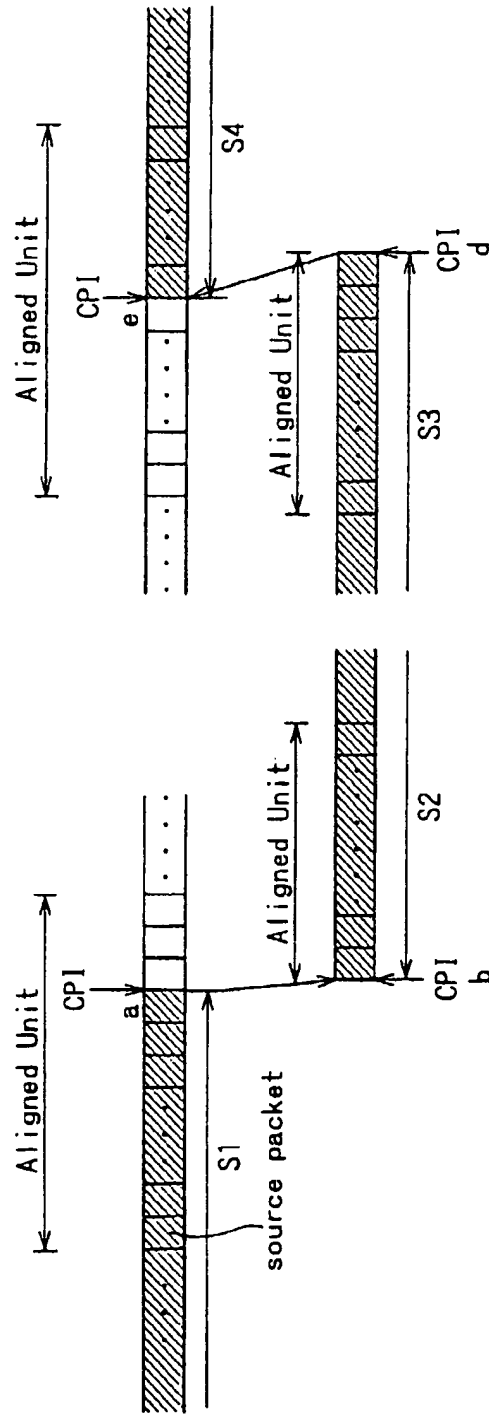


FIG. 25A

FIG. 25B

FIG. 26A

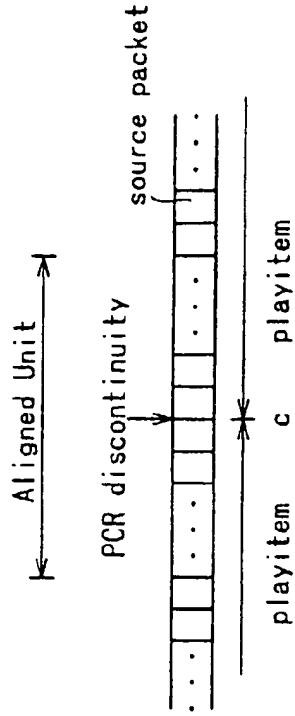


FIG. 26B

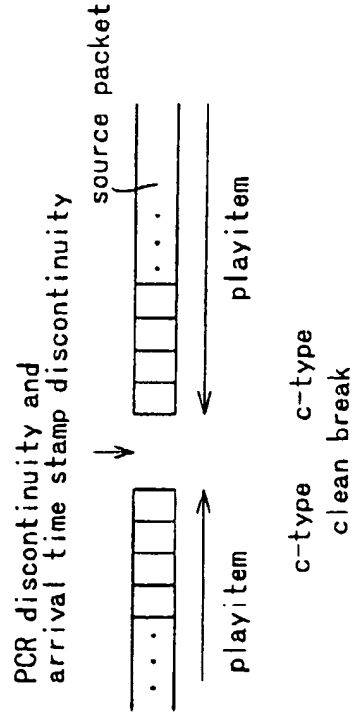


FIG. 27

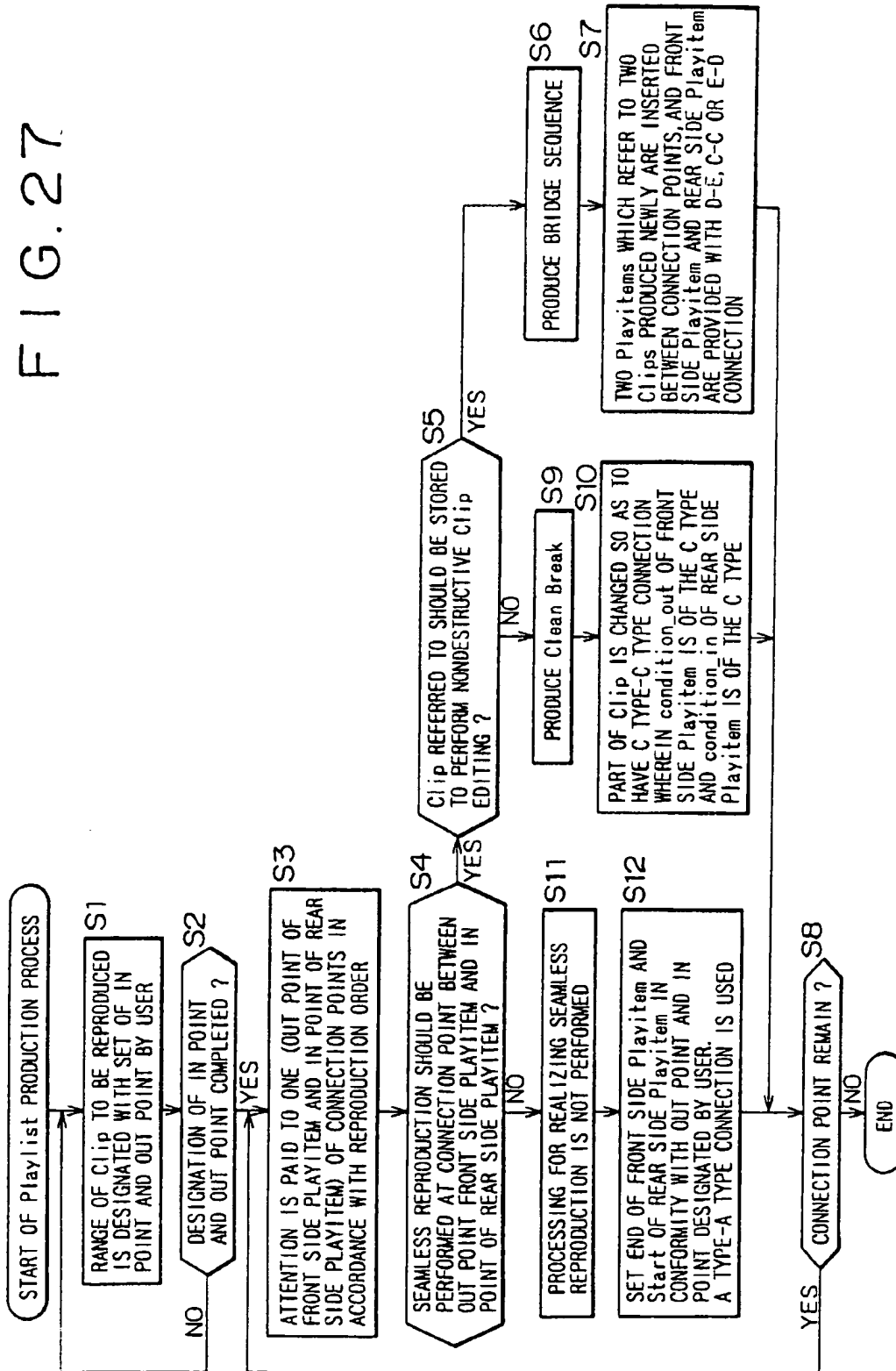


FIG. 28

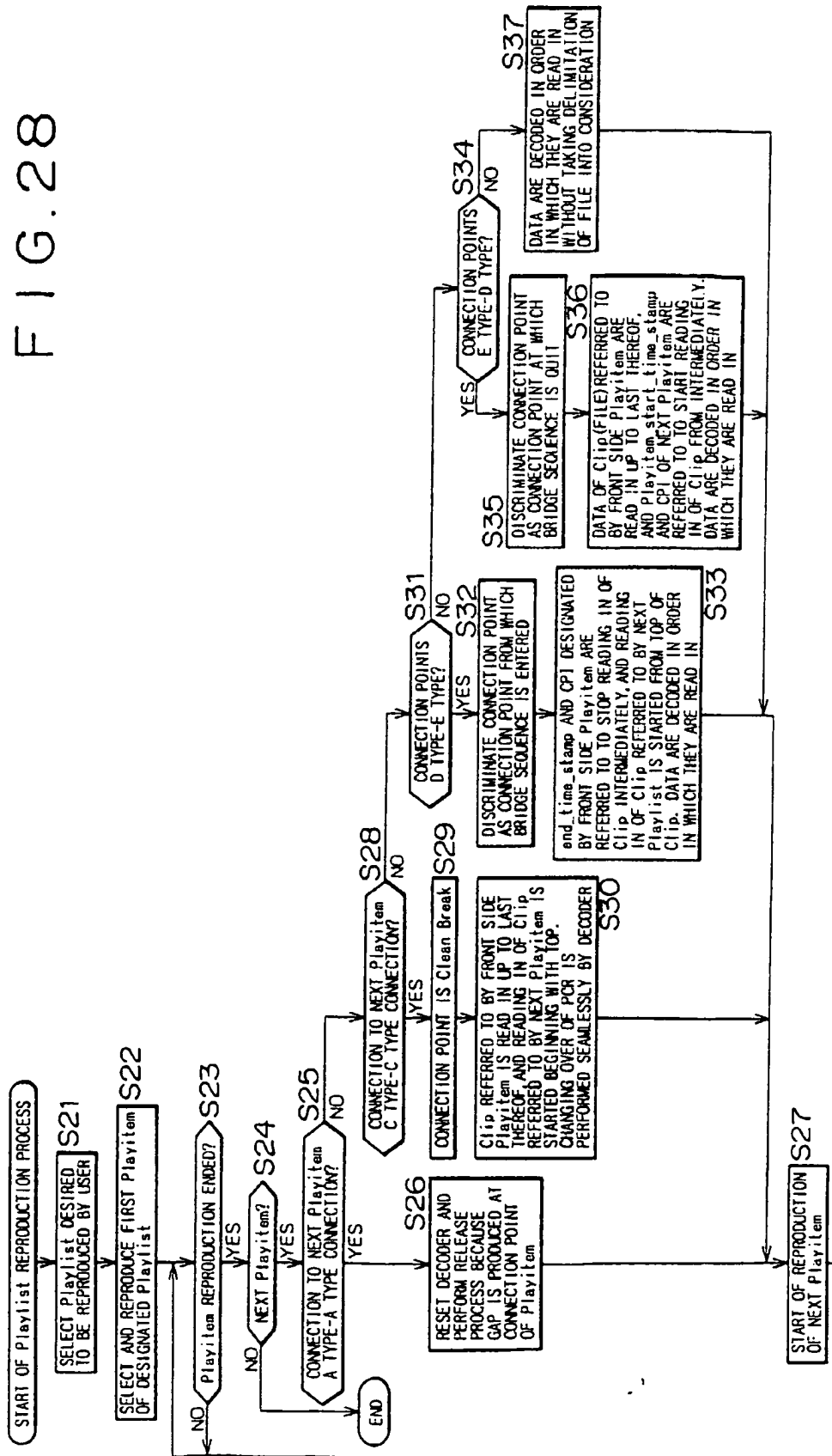


FIG. 29

